

MEASURING FOR CHAPS:

Measurements should be taken over jodhpurs or jeans, also footwear.

Measure Waist first.

Inside Leg – from crotch to 1/2" above stacked heel of jodhpur boot.

Outside Leg – from waist, over hip to 1/2" above stacked heel of jodhpur boot.

Measure Legs – by putting weight over leg being measured, so flexing the muscles.

Measure Thigh – at widest point, then knee, then calf, pulling the tape-measure firmly, but not too tight. Do not be surprised to find your leg measurement may differ, this is very common.

Please take care when measuring (Ask a friend to help) Alterations due to incorrect measurements will be charged for.

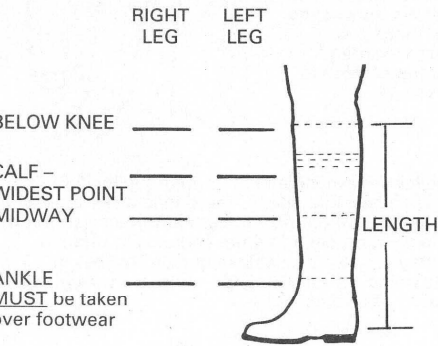
HALF CHAPS:

Fastening: Buckle ☐ Zip ☐ Velcro ☐
Suede ☐ Leather ☐ Fringes ☐

Colour:.....

2nd Choice:

MEASUREMENTS:



ORDER FORM (TICK BOX REQUIRED)

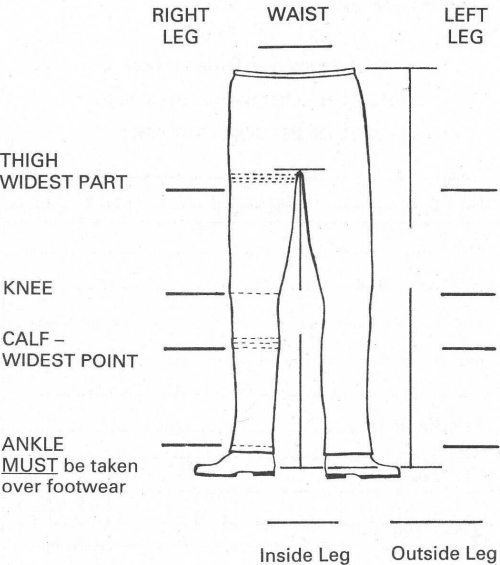
FULL CHAPS:

Style: SG1 ☐ BB ☐ Fringes ☐
Suede ☐ Leather ☐


Colour:.....

2nd Choice:

MEASUREMENTS:



Good quality skins, cut correctly, stretch naturally, so your chaps should be 'worn-in' for a few days, just as you would expect to wear in leather boots or shoes. We aim for a good, firm fit to give you comfort and protection whilst you ride.



TOP QUALITY RIDING CHAPS



MANUFACTURED IN THE HEART OF THE ENGLISH HUNTING COUNTRY



MAIL ORDER SERVICE
ZIP REPLACEMENTS

ALTERATIONS & REPAIRS
KWSADDLERY@YAHOO.CO.UK
TEL (01664) 444678