

Engine Model
CPL

6CT 8.3

(CDC 6.830)

TURBOCHARGED

Piston Std (m):

3163, 9564, 9928

CUMMINS CPL's

602 828 1274 1603

603 955 1275 9820

753 985 1281

819 1248 1603

CASE-IH (Agricultural)

1660 Combine

1666 Combine, ESN > 44706126 >

1670 Combine, ESN > 44706125

1680 Combine, ESN > 44706125

2044 Cot Picker, ESN > 44706125

2166 Combine, PIN > JJC0180000

7110 Tractor

7120 Tractor

7130 Tractor

7140 Tractor, ESN > 44706125

7150 Tractor, ESN > 44706125

7210 Tractor

7220 Tractor, PIN > JJA0064978

9110 Tractor, ESN > 44706125

9130 Tractor, ESN > 44706125

9210 Tractor

9230 Tractor, ESN > 44706125

9240 Tractor

9310 Tractor, PIN > JEE0036001

CASE (Construction)

721 Loader

721B Loader, PIN > JEE053200

821 Loader

821B Loader, PIN > JEE050601

1150E Crawler

1155E Crawler


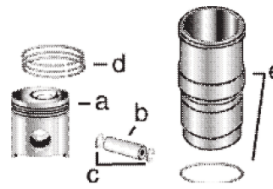
1187C Excav, ESN > 44706125

1550 Crawler, ESN > 44706125

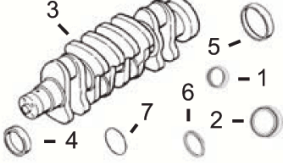
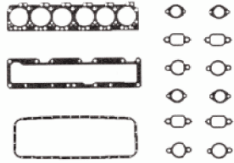
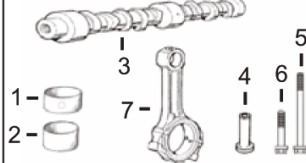
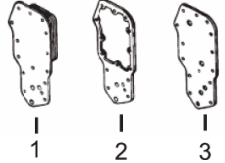
9040 Excavator

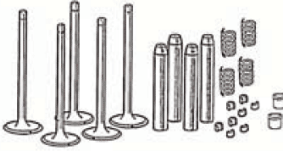
9040B Excav, PIN > DAC4#2001

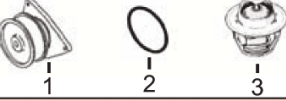

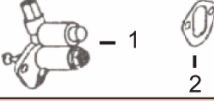
W36 Loader



| Engine Overhaul & Engine In Frame Kit | Cylinder Kit Thin Wall (*) | Cylinder Kit Thick Wall (**) Long Liner | Cylinder Kit Thick Wall (***) Short Liner | Main Bearing Set Con Rod Bearing |
|---|---|---|--|--|
| <p><u>COK2400</u> Thin Wall</p> <p><u>COK2403</u> Thick Wall Long</p> <p><u>COK2403S</u> Thick Wall Short</p> <p>To order an In-Frame Kit change OK to IK in above part number</p> | <p><u>C3802400</u></p> <p>Consists of:</p> <p>a) <u>C3923163</u> b) <u>C3901597</u> c) <u>C3901996</u> d) <u>C3802258</u> e) <u>C3802370</u></p> <p>(<u>C3907792</u> Liner + <u>C3907177</u> Seal)</p> | <p><u>C3802403</u></p> <p>Consists of:</p> <p>a) <u>C3923163</u> b) <u>C3901597</u> c) <u>C3901996</u> d) <u>C3802258</u> e) <u>C3802407</u></p> <p>(<u>C3919937</u> Liner + <u>C3907177</u> Seal)</p> | <p><u>C3802403S</u></p> <p>Consists of:</p> <p>a) <u>C3923163</u> b) <u>C3901597</u> c) <u>C3901996</u> d) <u>C3802258</u> e) <u>C3800328</u></p> <p>(<u>C3948095</u> Liner + <u>C3907177</u> Seal)</p> | <p><u>C3802210</u> Std. <u>C3802211</u> 0.25 mm <u>C3802212</u> 0.50 mm <u>C3802213</u> 0.75 mm</p> <p>Use 1</p> <p><u>C3901430</u> Std. <u>C3901431</u> 0.25 mm <u>C3901432</u> 0.50 mm <u>C3901433</u> 0.75 mm</p> <p>Use 12 (1)</p> |

|  1) Front Seal 2) Rear Seal 3) Crankshaft 4) Front Wear Sleeve 5) Rear Wear Sleeve 6) Front Rectangular Seal 7) Rear Rectangular Seal |  1) Top Gasket Set 2) Bottom Gasket Set 3) Head Gasket 4) Oil Pan Gasket 5) Valve Cover Gasket 6) Front Gear Gasket 7) Front Cover Gasket 8) Rear Cover Gasket |  1) Bushing, Piston 2) Bushing, Camshaft 3) Camshaft 4) Tappet 5) Head Bolt Long 6) Head Bolt Short 7) Con Rod |  1) Oil Cooler 12 Plate 2) Oil Cooler Gasket 3) Oil Cooler Gasket Filter Head |
|---|---|--|---|
| 1) <u>C3353977</u> 2) <u>C3353978</u> 3) <u>C3918986</u> 4) <u>C3908277</u> 5) <u>C3906081</u> 6) <u>C3903475</u> 7) <u>C3912473</u> | 1) <u>C4025271</u> 2) <u>C3800348</u> 3) <u>C3938267</u> 4) <u>C3914017</u> 5) <u>C3905449</u> 6) <u>C3929253</u> 7) <u>C3917780</u> 8) <u>C3914301</u> | 1) <u>C3913990</u> x6 2) <u>C3943199</u> x7 3) <u>C3924471</u> (2) 4) <u>C3925031</u> 5) <u>C3917728</u> x14 (3) 6) <u>C3917729</u> x12 (3) 7) <u>C3901383</u> (4) | 1) <u>C3918175</u> 2) <u>C3918174</u> 3) <u>C3914308</u> |

|  1) Intake, Valve Kit 2) Insert, Valve 1) <u>C3802463</u> Consists of: <u>C3924492</u> Valve x1 <u>C3901177</u> Collet x2 2) <u>C3924582</u> Use 6 | 1) Exhaust, Valve Kit 2) Insert, Valve 1) <u>C3802085</u> Consists of: <u>C3921444</u> Valve x1 <u>C3901177</u> Collet x2 2) <u>C3924583</u> Use 6 | 1) Spring, Valve 2) Seal, Valve 3) Guide, Valve 4) Retainer, Valve Spring 1) <u>C3906412</u> x12 2) <u>C3915707</u> x12 3) <u>C3923564</u> x12 4) <u>C3912976</u> x12 |
|--|--|--|
| | | |

|  1) Water Pump 2) Water Pump Seal 3) Thermostat 1) <u>C3800976</u> (5) (6) 2) <u>C3902089</u> 3) <u>C3928639</u> x2 |  Oil Pump <u>C3930338</u> (3415365) |  1) Fuel Lift Pump 2) Fuel Pump Gsk 1) <u>C3917998</u> 2) <u>C3914304</u> | (*) Block 3802265 (Thin Wall) Flange ø 5.223". (**) Block 3802408 (Thick Wall / Long Liner) Flange ø 5.152", (Length: 9.33" / 237 mm). (***) Block 3934906 (Thick Wall / Short Liner) Flange ø 5.152", (Length: 9.12" / 234 mm). (1) Order in multiples of two. (2) To use <u>C3924471</u> to replace 3917882 buy the following from Cummins: 3918777 Cam Gear, 3927155 Thrust and 3902332 Key. (3) Only use on engines built from year 1991 onwards. (4) Do not use with Crankshaft part number 3965006. (5) Some applications use short nose pump <u>C3806180</u> . (6) Marine applications use <u>C3800975</u> . |
|---|---|--|---|
| | | | |