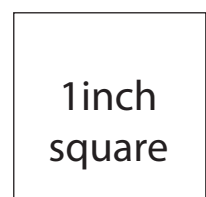
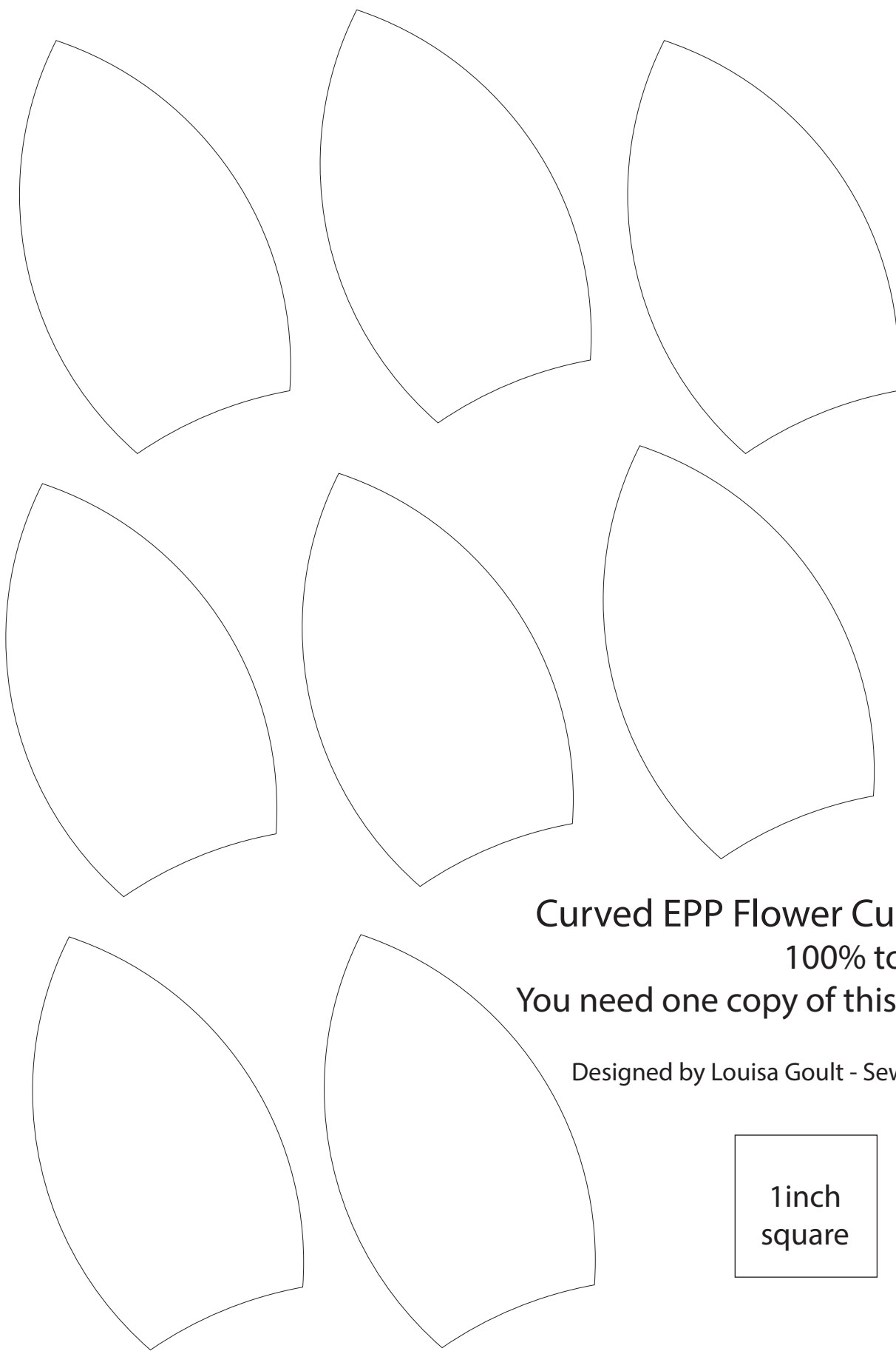


Curved EPP Flower Cushion
100% to scale
You need two copies of this sheet

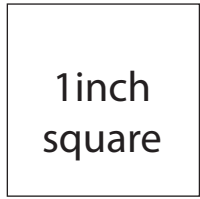
Designed by Louisa Goult - Sewmotion






Curved EPP Flower Cushion
100% to scale
You need one copy of this sheet

Designed by Louisa Goult - Sewmotion





Curved EPP Flower Cushion - Centre Motif

100% to scale

If you would like to quilt this motif in the centre of your Flower Ring, cut out this shape from normal paper and pin it to the centre of the panel, then hand stitch around the outside using big stitches as you did for the rest of the flower. Alternatively, you could trace it onto freezer paper and iron it into place for a more secure template to stitch round, or of course, you can use your favourite transfer method.

Designed by Louisa Gault - Sewmotion

1 inch
square