

NES-A1-USA

# AIR FORTRESS




**HAI**™  
NAL AMERICA INC.



This official seal is your assurance that Nintendo® has reviewed this product and that it has met our standards for excellence in workmanship, reliability and entertainment value. Always look for this seal when buying games and accessories to ensure complete compatibility with your Nintendo Entertainment System.®

This game is licensed by Nintendo® for play on the



Nintendo® and Nintendo Entertainment System® are trademarks of Nintendo of America Inc.



*The Fumatic Specialists*

## CARE OF YOUR GAME

- 1) Always make sure the power is off when inserting or removing the game pak from your computer.
- 2) This is a high precision game pak. Avoid subjecting it to extreme temperatures or shock. Store at room temperature. Never attempt to dismantle or open the game pak.
- 3) Do not touch the terminal leads or allow them to come in contact with water or the game circuitry will be damaged.
- 4) Never insert your fingers or any metal objects into the terminal portion of the computer. This can result in malfunction or damage.

## THANK YOU

for selecting this exciting new game from HAL AMERICA, INC., "HAI". Please read this instruction booklet to ensure proper handling of your new game, and then save the booklet for future reference.

## CONTENTS

The Story of Air Fortress-----	2
Air Fortress Data-----	3
Overview of an Air Fortress-----	3
Operating the Controls on the Air Base-----	4
Operating the Controls Inside the Air Fortress-----	6
Power Items-----	8
Escape Gate-----	10
Game Over-----	11
Using the Password Option-----	11

---

## THE STORY OF AIR FORTRESS

---

The people of the Planet Farmel, located in the center of the Cromat Galaxy, are just now developing their own high technology. They have developed a new type of spaceship called a Lightship, enabling them to travel to other galaxies. Now they have dispatched Space Frontier Exploration Fleets, to boldly go where no Farmellian has gone before.

But now their mission of peace has taken a grave turn. While scouting the Yubbert Galaxy, the Farmellian fleet has come across a group of eight huge space fortresses, living entities that survive by destroying and feeding on defenseless civilizations. The invading fortresses are now on a direct collision course with the orbit of Farmel. Receiving an urgent appeal from the Farmellian government, the Federation of Intergalactic Governments immediately dispatched a defense armada, but it was no match for the tremendous firepower of the newly discovered fortresses. In desperation, the government of Farmel has sent our hero, Hal Bailman, on a last-ditch mission to defeat the Air Fortresses and save the planet Farmel from certain destruction. The fate of Farmel hangs in the balance.

---

## AIR FORTRESS DATA

---

The fleet of Air Fortresses will launch a series of attacks on Hal Bailman's squadron. The first Air Fortress is comparatively simple in structure, but the ones to follow will be increasingly more difficult. They will have more complex labyrinths and unexpected traps. Learn from your previous encounters, and you will acquire the techniques needed to survive the more difficult Air Fortresses.

---

## OVERVIEW OF AN AIR FORTRESS

---

An Air Fortress is composed of two parts. The battle for each Air Fortress will begin on the Air Base. If you successfully defeat your adversaries on the Air Base, you will be taken through the Air Lock into the main body of the Air Fortress. The final objective is to destroy the Central Reactor of each Air Fortress.

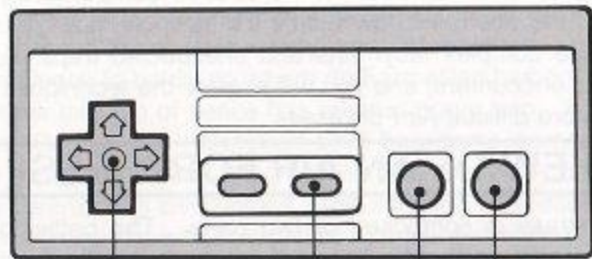


Air Base



Main Body of  
the Air Fortress

## OPERATING THE CONTROLS ON THE AIR BASE



Used to operate the Light Blaster

Pause

Beams can be fired indefinitely

## PICK UP AS MANY POWER-BOOSTING ITEMS AS YOU CAN ON THE AIR BASE!

Power items can be found in many locations on the Air Base. The number of power items you pick up in this area will determine Hal's initial energy settings once he enters the Air Fortress.

Energy gained

Crash Beam

Bullets available

The Light Blaster

Enemy Character



Glide Path to Air Lock

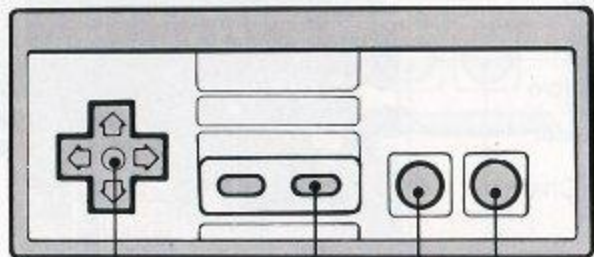


Enemy Characters

Power-up Item

## OPERATING THE CONTROLS INSIDE THE AIR FORTRESS

Hal Bailmen is moved with the control pad. Beam Bullets are fired with Button A. When Beam Bullets are fired, the energy available will decrease. Crash Beam Bullets are fired with Button B. The number of Crash Beam Bullets available is displayed on the screen.



Used to move Hal Bailman

Pause

Beams can be fired indefinitely

Used to fire Crash Beam Bullets

## BEWARE OF THE FLUCTUATING FORCE OF GRAVITY IN THE AIR FORTRESS!


Energy Items (E) and Crash Beam Items (B) collected on the Air Base will determine the initial power settings once you reach the Air Fortress. You should note that, since the Air Fortress is under the influence of a gravitational field, energy will be lost by flying. Resting a moment will restore some of your energy, but you must learn to conserve your energy in the Air Fortress. You should also keep in mind that the number of Crash Beam Bullets you have available is limited. Learn to size up your opponents in order to use your resources as effectively as possible.

Remaining energy level

Number of remaining Crash Beam Bullets

Enemy Character

Hal Bailman



## POWER-UP ITEMS

\* Power-up items found on both the Air Base and the Air Fortress



### Energy Items:

These will boost Hal's energy level when taken.



### Beam Items:

Crash Beam Bullets will become available when these are taken.

\* Power-up Items found only on the Air Base



### Function Items:

By taking one of these, it is possible to destroy a whole wave of attackers in a split second.

IS TA  
IS



### Barrier Items:


Hal becomes indestructible for a period of time when one of these are taken.

---

## ESCAPE!

---

The Air Fortress is a huge, formidable, living entity. But if Hal is successful in his mission and destroys the nucleus of the Air Fortress, it will start a chain reaction that will destroy it. If Hal is to survive the destruction of the Air Fortress he must find the hidden escape hatch leading from the Air Fortress, through the Riding Zone, and out onto the next Air Base.



---

## GAME OVER

---



The game is over when three Light Blasters have been lost on the Air Base, or when Hal's energy level display has reached zero in the Air Fortress.

When the game is over, if you want to restart the game immediately, pushing START three times will put you at the beginning of the Air Base of the level you were in when defeated. If you plan on shutting the game off and resuming it at a later time, be sure to make a note of the password shown on the Game Over screen.

---

## USING THE PASSWORD OPTION

---



When you turn the game on, press Start, then Select, then Start once more. You can then enter the password with the Control Pad, press Start, and the game will start from the appropriate Air Base.

## COMPLIANCE WITH FCC REGULATIONS

This equipment generates and uses radio frequency energy and if not installed and used in accordance with the manufacturer's instructions, may cause interference to radio and television reception. It has been type tested and found to comply with the limits for a Class B computing device in accordance with the specifications in Subpart J of Part 15 of FCC Rules, which are designed to provide reasonable protection against such interference in a CA residential installation. However, there is no guarantee that interference will not occur in particular installation. If this equipment does cause interference to radio or television reception, which can be determined by turning the equipment off and on, the user is encouraged to try to correct the interference by one or more of the following measures:

- Reorient the receiving antenna
- Relocate the NES with respect to the receiver
- Move the NES away from the receiver
- Plug the NES into a different outlet so that computer and receiver are on different circuits.

If necessary, the user should consult the dealer or an experienced radio/television technician for additional suggestions. The user may find the following booklet prepared by the Federal Communication Commission helpful:

How to Identify and Resolve Radio-TV Interference Problems.  
This booklet is available from the U.S. Government Printing Office, Washington, D.C. 20402, Stock No. 004-000-00345-4.

## HAL AMERICA, INC. LIMITED WARRANTY

Hal America, Inc., (HAI) warrants to the original purchaser of this HAI software product that the medium on which this computer program is recorded is free from defects in materials and workmanship for a period of ninety (90) days from the date of purchase. This HAI software program is sold "as is," without express or implied warranty of any kind, and HAI is not liable for any losses or damages of any kind resulting from use of this program. HAI agrees for a period of ninety (90) days to either repair or replace, at its option, free of charge, any HAI software product, postage paid, with proof of date of purchase, at its Service Center.

This warranty is not applicable to normal wear and tear. This warranty shall not be applicable and shall be void if the defect in the HAI software product has arisen through abuse, unreasonable use, mistreatment or neglect. THIS WARRANTY IS IN LIEU OF ALL OTHER WARRANTIES AND NO OTHER REPRESENTATIONS OR CLAIMS OF ANY NATURE SHALL BE BINDING ON OR OBLIGATE HAI. ANY IMPLIED WARRANTIES APPLICABLE TO THIS SOFTWARE PRODUCT, INCLUDING WARRANTIES OF MERCHANTABILITY AND FITNESS FOR A PARTICULAR PURPOSE, ARE LIMITED TO THE NINETY (90) DAY PERIOD DESCRIBED ABOVE. IN NO EVENT WILL HAI BE LIABLE FOR ANY SPECIAL, INCIDENTAL, OR CONSEQUENTIAL DAMAGES RESULTING FROM POSSESSION, USE OR MALFUNCTION OF THIS HAI SOFTWARE PRODUCT.

Some states do not allow limitations on duration of an implied warranty or exclusions or limitations of incidental or consequential damages so the above limitations and/or exclusions of liability may not apply to you. This warranty gives you specific rights, and you may also have other rights which vary from state to state.





**AIR FORTRESS™**

© HAL LABORATORIES, INC. 1988  
TM AND © HAL AMERICA, INC. 1988  
ALL RIGHTS RESERVED

Printed in Japan