

Class 166 - 3 carriage turbo diesel trains

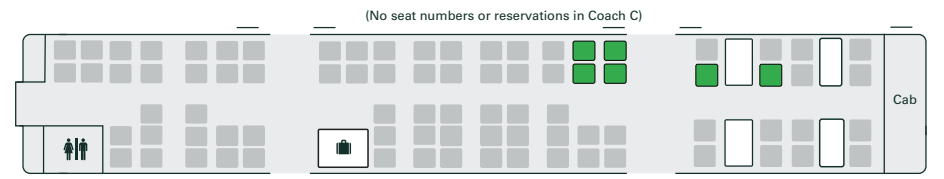
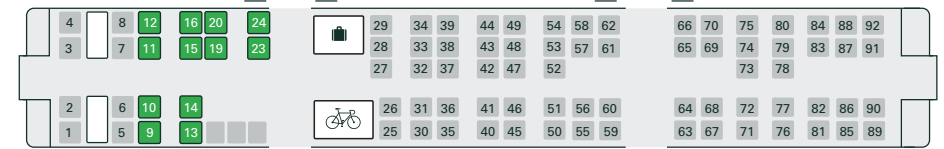
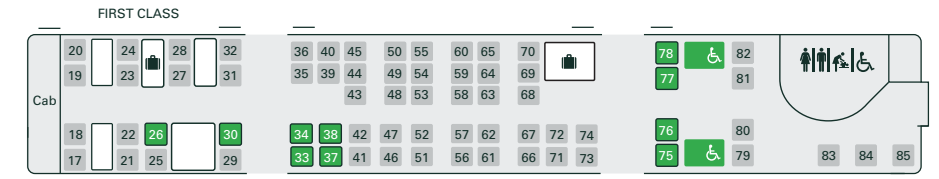


Primary Routes: Local services around Bristol, including to Westbury, Severn Beach, Swindon, Gloucester and Weston-super-Mare; and from Exeter to Paignton, Exmouth and Bristol. Also long distance regional routes around Bristol, including to Taunton, Cardiff Central, Great Malvern, Exeter, Weymouth, Portsmouth Harbour and Brighton.

Built	1992-93 (PRM Upgrade 2016-19)*
Number of units	21
Number of seats per unit	244
Standard Class standing capacity	85
Graphic evacuation signage	Yes
Designated wheelchair position	Yes
Scooter / mobility aid acceptance	Yes (see Page 6)
Standard toilet facility	Yes
Accessible toilet facility	Yes
Colour contrasting grab rails	Yes
Passenger information - Aural	Manual and automated PA
Passenger information - Visual	Digital scroll bar
On-board portable ramp	Yes
Reservations	Passenger Assist/long distance only
Priority seating	Yes
On train staff to provide assistance	Yes
Wi-Fi	Yes

Class 166 (Turbo) seating plan

All seating is Standard class



Key

- 1 Seat (and number)
- 7 Priority Seating
- ♿ Wheelchair space
- Table
- 🧳 Luggage area
- 🚲 Cycle storage area
- 🚻 Toilets
- ♿🧳 Larger toilet with baby changing

Some trains may have different layouts

* Dates based on installation of wheelchair accessibility.