



Beginners Tambour.

© Caroline Homfray 2018

Materials and tools

- Reel of sew-all thread
- Tambour hook and holder
- Barrel clamp or seat frame
- Scissors
- Size 6 seed beads
- Fabric you can see through



You can see me demonstrating lots of tambour techniques on YouTube.

Scan the QR code or search for this channel: Sarah Homfray Embroidery.

How do I cast on (and off)? see the videos I made!

Which way does the screw point?

The hook goes **in** with the nut facing the direction you're stitching in, and **leaves** the fabric facing where you've been.

Right Handers: **AWAY – Anticlockwise**

COMING TOWARDS YOU: Clockwise

Left Handers:

AWAY – Clockwise

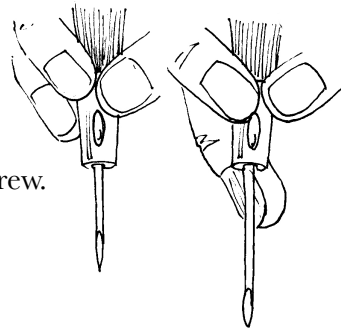
COMING TOWARDS YOU - Anticlockwise

Which way to turn the hook and wrap the thread? *Draw the directions on the clocks*

The hook always turns **outside** the hand.

The thread wraps the same way.

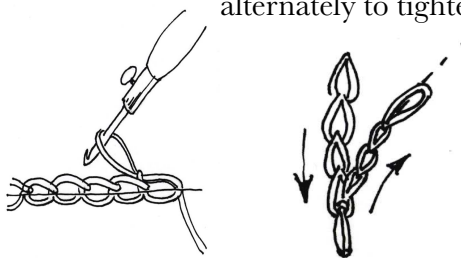
The thread is always held in the direction of travel.



How to hold the hook? Fingers low, on the brass.

The hook **must** be lined up with the centre of the screw.

Draw-back stitch: pull the hook and thread alternately to tighten the loop



How to stop it unravelling?

Press your finger immediately on the underside of the stitch.

How to pick up a dropped stitch? Poke the hook through a nearby previous stitch which is still secure. Pull the thread back to this point.

What's going wrong?

Are you applying pressure correctly, against the back of the hook?


Are you turning and wrapping hook and thread the same way?

Is your thread hand underneath just below the hook?

Are you turning the hook far enough before pulling it out?

Are you pulling it out vertically?

Are you rolling it in an arc to make the next stitch?




Casting off

ARTIST

EMBROIDERER

TEXTILE SPECIALIST

TEACHER



Supplies

<https://www.sarahhomfray.com/>

Unusual embroidery supplies and tools. Velvet boards for controlling beads, small hanks of Madeira Lana thread, embroidery scissors, frames.

Sarah is my twin sister and kindly hosts my videos on her channel. She has many other useful tutorials.

<https://www.stitchncraft.co.uk/>

bead specialist

www.Barnyarns.com

All sorts of machine thread, good for tambour.

<https://www.gjbeads.co.uk/>

bead spinners, seed beads

<https://www.josyrose.com/sc-35/cupped-round-sequins>

sequins in many many colours

ARTIST

EMBROIDERER

TEXTILE SPECIALIST

TEACHER