




# Free Design

## Elephant (simple)

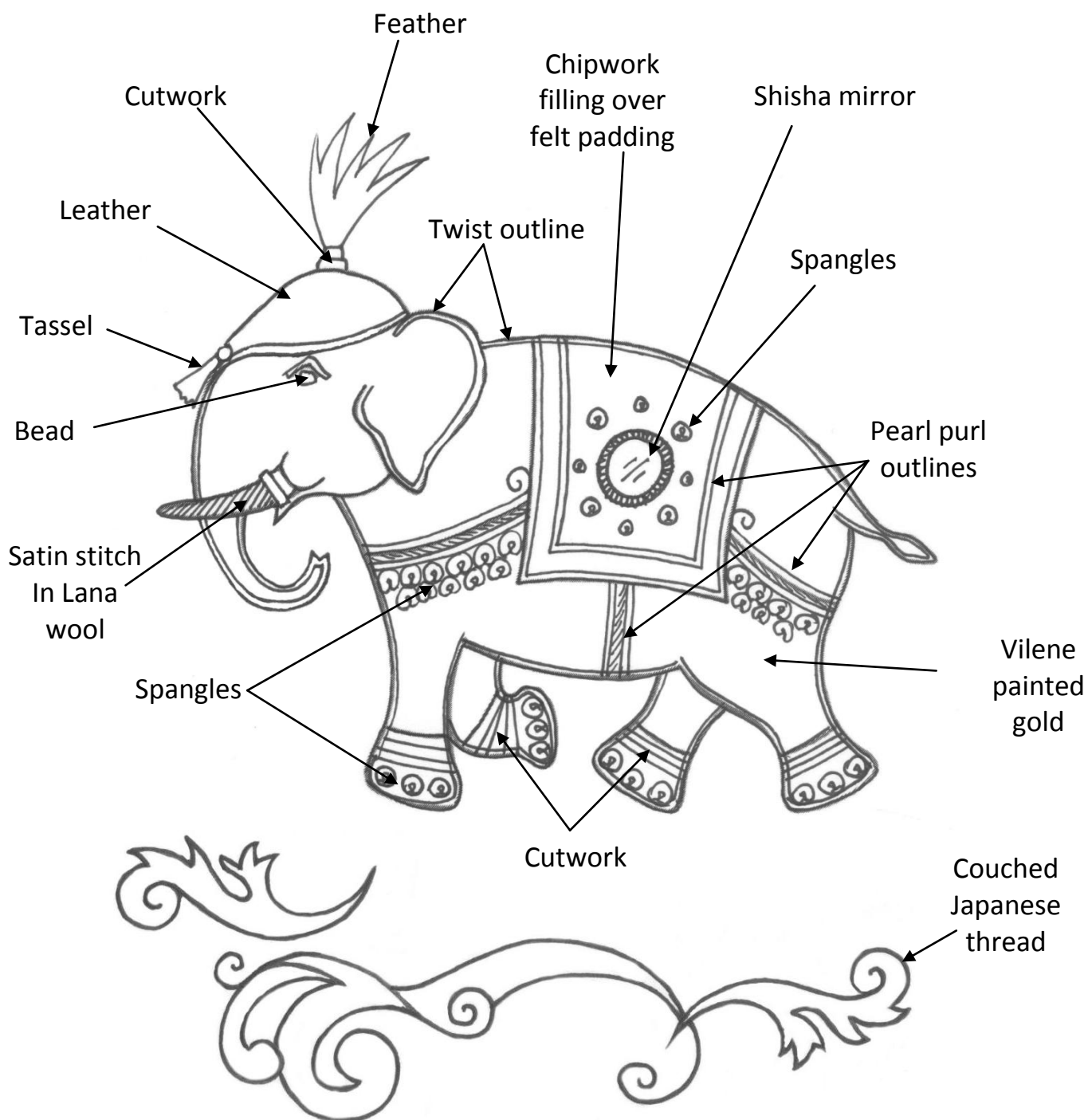


Print off this page and trace or prick and pounce your chosen design/s below onto your fabric (go over the design with a black pen first if you can't see it clearly through the fabric). Frame the fabric into your embroidery hoop or attach as a piece of appliqué as I have done.

### Outline designs for transfer in 3 sizes



## Goldwork embroidery stitch suggestion



Visit the 'how to' video section of the website here to see all of the goldwork techniques suggested above and videos of this project being designed and stitched!

<http://www.sarahhomfray.com/howto.html>

Sarah is happy for you to use this design for your own personal use but not for any commercial use please (e.g. selling it on, selling the finished embroidery).