
















Gold threads and metals

A quick guide to the goldwork metals and threads available in our shop (www.sarahhomfray.com)

Name	Type	Description	Sizes	Colours in the shop	Uses	Picture
Japanese (see also Kreinik Japan thread)	Thread	Couching thread* Core thread wrapped with gold foil Very shiny appearance These are synthetic so they will not tarnish	12 – 0.75mm diameter 9 – 0.65mm diameter 8 – 0.5mm (for a finer thread see Kreinik)	Gilt, silver colour, pale peach colour Gilt Gilt (See Kreinik for coloured Japan threads)	Filling in large areas with solid gold colour or work single lines for fine details.	
Twist	Thread	Couching thread 3 ply twisted thread with a textured appearance Each ply is a core thread wound with a thin metal wire 2 ply gold colour metal twist thread	1 – 0.56mm 1 ½ - 0.75mm Coloured twists–0.88mm 0.75mm	Gilt, silver Gilt, silver, copper Various colours Gold colour	Couching around shapes and filling in areas. Looks nice used with other goldwork threads such as Japanese and Rococco.	
Rococco	Thread	Couching thread, wavy in appearance Wavy core thread wrapped with a fine metal thread Art gold – Slow tarnish	Large – 1.3mm Medium – 1mm Fine – 0.75mm Art gold - Medium	Gilt, silver, copper Gilt, silver, copper Gilt, silver, copper Gold colour	Edging shapes and adding texture in solid areas when used with other couching threads. Makes a very nice decorative edge.	
Passing	Thread	Couching thread Core thread wrapped with a fine wire	No.6 smooth – 0.56mm	Gilt, silver, copper	Filling in shapes. Finer than Japanese so good for finer details and turning sharp corners	
Gimp	Thread	Goldwork threads (similar to passing) twisted together to make a cord	2mm 1.5mm	Silver colour, 2 ply Copper colour, 2 ply	Defining thicker lines As an edging	

Name	Type	Description	Sizes	Colours in the shop	Uses	Picture
371	Thread	Couching thread Core thread wrapped with a fine synthetic thread A fine passing thread	0.35mm	Gold, silver, copper colour Various colours and opals	Use as for passing but for smaller areas. Can stitch and tambour with directly	
Spangles	Metal	Goldwork equivalent of sequins. Horse shoe shaped with a large hole in the middle, made by wrapping wire around a metal form. This wire is then cut into rings which are flattened.	2mm 3mm 4mm 5mm	Gilt, silver Gilt, silver Gilt, silver Gilt	For decorative purposes; add detail to other techniques (cutwork) or use on their own to add some sparkle!	
Bright check purl	Metal	Wire only Fine wire coiled around a triangular needle to give it a faceted shiny texture.	No.6 – 1.4mm No.8 – 1.1mm Large – 3.25mm	Gilt, silver, copper, range of colours Gilt, silver Gold, Silver, range of colours	Filling in areas, scattered for textural effects or to cover padded areas when used for the cutwork technique (cut into short 'chips' or longer lengths to use).	
Wire check purl	Metal	Wire only Like bright check but with a matt appearance	No.6 – 1.4mm	Gilt, silver, copper, range of colours	As for bright check but creates a matt textured effect	
Smooth purl	Metal	Wire only Fine wire coiled around a round needle giving it a smooth shiny texture	No.6 – 1mm No.8 – 0.76mm	Gilt, silver, copper, range of colours Gilt, silver	Use for the cutwork technique over padded areas and mix with bright check for chipping and looped chips	
Rough purl	Metal	Wire only Like smooth purl but with a matt appearance	No.6 – 1mm	Gilt, silver, copper Selection of coloured rough purls	Use for the cutwork technique over padded areas and mix with bright check for chipping and lopped chips	

Name	Type	Description	Sizes	Colours in the shop	Uses	Picture
Plate (see also plate ribbon)	Metal	Flat metal 'ribbon'	Broadplate – 2mm wide	Gilt, silver, copper	Fold the plate back and forth over flat or padded shapes to add interesting details and motifs.	
Plate ribbon	Metal	Fine flat metal ribbon Non Tarnish	Fine – 1mm wide Wide – 2mm wide	Gold and silver Range of colours Range of colours	As for plate but good for smaller areas/details Can put the 1mm plate in a needle and stitch with it	
Pearl Purl	Metal	Wire only A tightly coiled wire with a stiff springy feel Wire has a domed cross section so the edges are rounded	Super – 0.89mm No.1 – 1.1mm 1.2mm No.2 – 1.4mm Large – 1.9mm	Gilt, silver Gilt, silver, copper Gold and silver plated Gilt, silver, copper Gold, silver, copper, brass and rose gold colour	Use for outlines or with couching threads to create filling textures. Overstretch and wrap with other threads/wires for exciting results!	
Metal purls	Metal	Wire only A tightly coiled wire with a stiff springy feel Like pearl purl but with square profile cross section not domed	1mm 1.2mm 1.3mm	Various colours	Use for outlines or with couching threads to create filling textures.	

Kreinik Japan thread	Thread	As for Japanese thread but different manufacturer Shiny in appearance	No.1 – 0.15mm No.5 – 0.27mm No.7 – 0.5mm	Gold, silver Gold, silver, pewter, rustic gold, copper, red, green, magenta, blue, black, chocolate Gold, silver, copper	Use no.1 to couch over gold threads Use 5 and 7 for filling in large areas with solid colour or edgings	
Leather	Other	Foiled pig skin leather	0.5mm thick	Gold, silver, copper, old silver, pewter Various colours	Cut into shapes and stitch down to cover large areas	

Notes:

Any of the above with a metal content will tarnish over time unless specified otherwise

Note: Gilt is 0.5% gold on silver plated copper wire

Unless it says 'gilt' or 'silver plated', there is no precious metal content in the item (items that say 'gold' or 'silver' are gold and silver in colour not content)

Kreinik/ Japanese equivalent sizes: No.7 Kreinik = No. 8 Japanese thread, No.5 Kreinik- half the thickness of Japanese No.8

*Couching – A technique involving laying the gold thread on the fabric surface and stitching over it with another thread to hold it in place

www.sarahhomfray.com

© Sarah Homfray 2019