

Shisha Work

Use mirrors to add some shine to your work!



Materials

Shisha mirrors
Embroidery needle 7-10

Embroidery threads
Fabric

History

The term shisha comes from the Persian word "shisheh" meaning *glass*. Shisha embroidery was brought to India by the Persianate Moghul Dynasty in the 13th century and is now most commonly found in the Gujarat, Rajasthan, Haryana and Delhi areas of India. It can be found on garments, accessories and home furnishings. Traditionally shisha work was done using mica (mineral) flakes, but contemporary shisha work is made from machine-cut glass with a silvered backing which gives it a mirrored effect.

Care of your mirrors

Try not to scratch the backs of the mirrors. Polish the mirror face gently with a soft cloth to give them that mirror finish!

Working the Grid

Method one

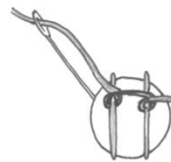


or



Single Grid or Double Grid

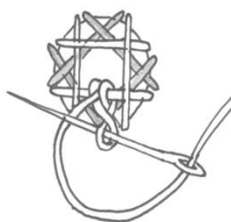
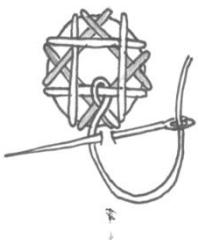
Method two



Wrap each crossing thread around the underneath thread

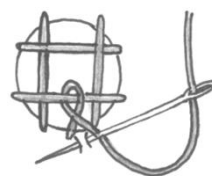
Working the stitch

Method one



Work clockwise

Method two



Work anti-clockwise