



Scan the QR code to access your free play along practice track. Alternatively, type into your browser;
<http://bit.ly/2fo1IXP>

Major Scales workout! Bb Clarinet


How to use this Workout;

This workout lasts under 6 minutes and is a great way of keeping your scales regularly practiced and fluent. When the music counts in (4 clicks on the track), play ONE line only of each named scale in time with the track. You may progress from level 1 (minim notes) to levels 2 and 3, as and when you feel able; perhaps playing the level 2 and 3 lines for the easier scales, and playing the level one option for the harder ones initially. The sharp or flat notes are indicated in red as a visual reminder. Where the notes go off in opposite directions, they offer a choice of continuing upwards, or retreating back down. You will hear a 'ping' on the track which is the start of the next scale (should you have lost your way!). Add your own variations; play extended scales to cover the range of your instrument (but keep track of the time you have), or freely improvise on that given scale, are fun ways to keep scale practice exciting. The play along track plays three times in total; a Latin style (straight quavers), then Swing (swung quavers), and finally Latin again).

1. F Major in Minims




2. F Major in Crotchets




3. F Major in Quavers



1. Bb Major in Minims




2. Bb Major in Crotchets



either continue upwards, OR go back down.

3. Bb Major in Quavers



1. Eb Major in Minims

①

2. Eb Major in Crotchets

②

either continue upwards, OR go back down.

3. Eb Major in Quavers

③

1. Ab Major in Minims

①

2. Ab Major in Crotchets

②

3. Ab Major in Quavers

③

1. Db Major in Minims

①

2. Db Major in Crotchets

②

either continue upwards, OR go back down.

3. Db Major in Quavers

③

1. F# Major in Minims

①

2. F# Major in Crotchets

②

3. F# Major in Quavers

③

1. B Major in Minims

①

2. B Major in Crotchets

②

3. B Major in Quavers

③

1. E Major in Minims

①


2. E Major in Crotchets (option of octave)

②

3. E Major in Quavers (option of octave)

③

1. A Major in Minims



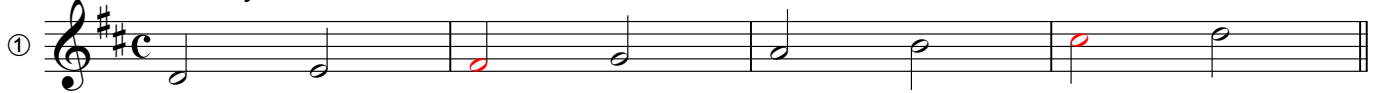
2. A Major in Crotchets



3. A Major in Quavers



1. D Major in Minims



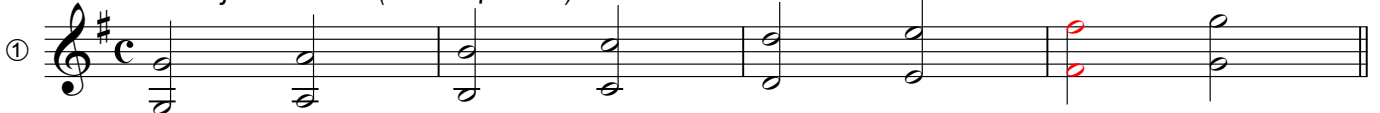
2. D Major in Crotchets




3. D Major in Quavers



1. G Major in Minims (choice of octave)



2. G Major in Crotchets (choice of octave)



3. G Major in Quavers



1. C Major in Minims*2. C Major in Crotchets**3. C Major in Quavers*

Did you enjoy this free practice aid? If so, please spread the word to your Woodwind playing friends. We have a growing number of free to print sheet music, resources, theory, aural, and practice aids at our free resources page at ;

www.masquerade-music.co.uk
Original, accessible sheet music for Woodwind players.

This Major Scales Workout is also available free for Bb Saxophone, Eb Saxophone, and Flute (in C) variations, plus work out your Minor scales too with our Minor Scales Workout (also on the free resources page).