



Scan the QR code to access your free play along practice track. Alternatively, type into your browser; <http://bit.ly/2gXW0xM>

# Minor Scales Workout (Eb Saxophone)


How to use this workout;

This workout lasts under 6 minutes and is a great way of keeping your scales regularly practiced and fluent. When the music counts in (4 clicks on the track), play ONE line only of each named scale in time with the track (choose from Harmonic, and Melodic Minors, or perhaps alternate when the cycle loops again; Melodic, harmonic, Melodic (or the other way round). You may progress from level 1 (minim notes) to levels 2 and 3, as and when you feel able; perhaps playing the level 2 and 3 lines for the easier scales, and playing the level one option for the harder ones initially. The sharp or flat notes are indicated in red as a visual reminder. Where the notes go off in opposite directions, they offer a choice of continuing upwards, or retreating back down. You will hear a 'ping' on the track which is the start of the next scale (should you have lost your way!). Add your own variations; play extended scales to cover the range of your instrument (but keep track of the time you have), or freely improvise on that given scale are fun ways to keep scale practice exciting. The play along track plays three times in total; a Latin style (straight quavers), then Swing (swung quavers), and finally Latin again). Do be patient, and acknowledge that you are going to mess up lots!

## 1.A Minor Harmonic in Minims



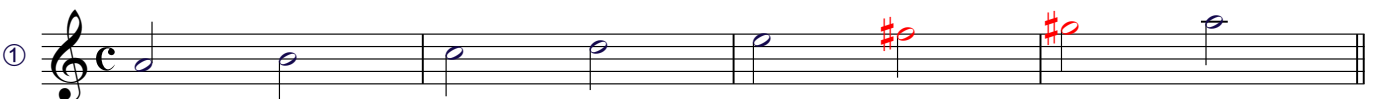
## 2.A Minor Harmonic in Minims




## 3.A Minor Harmonic in Quavers




## 1.A Minor Melodic in Minims



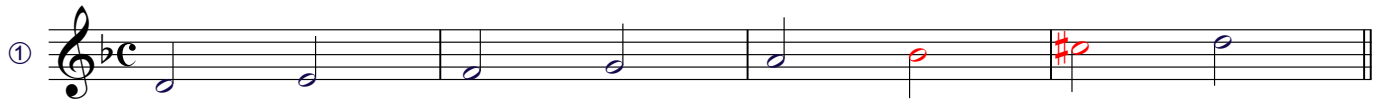
## 2.A Minor Melodic in Minims




## 3.A Minor Melodic in Quavers



## 1. D Minor Harmonic in Minims



## 2. D Minor Harmonic in Crotchets

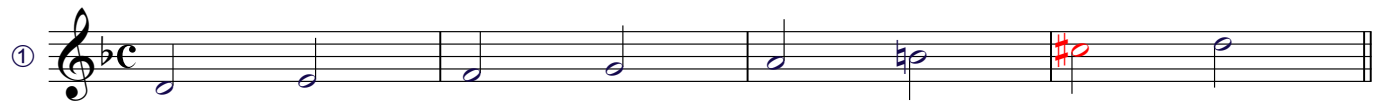


either continue upwards, OR go back down.


## 3. D Minor Harmonic in Quavers



## 1. D Minor Melodic in Minims




## 2. D Minor Melodic in Crotchets




## 3. D Minor Melodic in Quavers



## 1. G Minor Harmonic in Minims



## 2. G Minor Harmonic in Crotchets

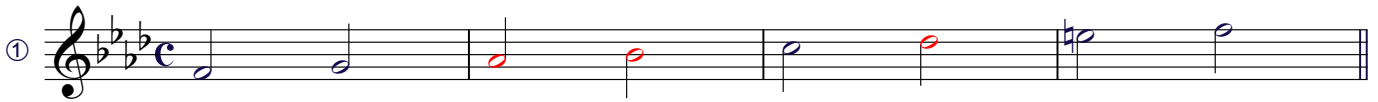


## 3. G Minor Harmonic in Quavers





## 1. F Minor Harmonic in Minims




## 2. F Minor Harmonic in Crotchets



either continue upwards, OR go back down.


## 3. F Minor Harmonic in Quavers



## 1. F Minor Melodic in Minims



## 2. F Minor Melodic in Crotchets



either continue upwards, OR go back down.


## 3. F Minor Melodic in Quavers



## 1. Bb Minor Harmonic in Minims



## 2. Bb Minor Harmonic in Crotchets



either continue upwards, OR go back down.


## 3. Bb Minor Harmonic in Quavers



## 1. Bb Minor Melodic in Minims



## 2. Bb Minor Melodic in Crotchets



either continue upwards, OR go back down.


## 3. Bb Minor Melodic in Quavers



## 1. Eb Minor harmonic in Minims



## 2. Eb Minor Harmonic in Crotchets



either continue upwards, OR go back down.


## 3. Eb Minor Harmonic in Quavers



## 1. Eb Minor Melodic in Minims



## 2. Eb Minor Melodic in Crotchets



either continue upwards, OR go back down.

## 3. Eb Minor Melodic in Quavers



1. G# Minor Harmonic in Minims

①

2. G# Minor Harmonic in Crotchets

②

3. G# Minor Harmonic in Quavers

③

1. G# Minor Melodic in Minims

①

2. G# Minor Melodic in Crotchets

②

3. G# Minor Melodic in Quavers

③

1. C# Minor Harmonic in Minims

①

2. C# Minor Harmonic in Crotchets

②


3. C# Minor Harmonic in Quavers

③

## 1. C# Minor Melodic in Minims



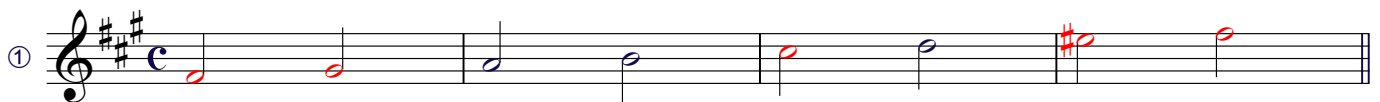
## 2. C# Minor Melodic in Crotchets




## 3. C# Minor Melodic in Quavers



## 1. F# Minor Harmonic in Minims




## 2. F# Minor Harmonic in Crotchets




either continue upwards, OR go back down.

## 3. F# Minor Harmonic in Quavers




(alternatively play up and down 1 octave, twice)

## 1. F# Minor Melodic in Minims



## 2. F# Minor Melodic in Crotchets



either continue upwards, OR go back down.

## 3. F# Minor Melodic in Quavers



(alternatively play up and down 1 octave, twice)

1. B Minor Harmonic in Minims

①

2. B Minor Harmonic in Crotchets

②

either continue upwards, OR go back down.

3. B Minor Harmonic in Quavers

③

1. B Minor Melodic in Minims

①

2. B Minor Melodic in Crotchets

②

either continue upwards, OR go back down.

3. B Minor Melodic in Quavers

③

1. E Minor Harmonic in Minims

①

2. E Minor Harmonic in Crotchets

②

either continue upwards, OR go back down.

3. E Minor Harmonic in Quavers

③



1. E Minor Melodic in Minims

①

2. E Minor Melodic in Crotchets

②

either continue upwards, OR go back down.

3. E Minor Melodic in Quavers

③

1. A Minor Harmonic in Minims

①

2. A Minor Harmonic in Minims

②

3. A Minor Harmonic in Quavers

③

1. A Minor Melodic in Minims

①

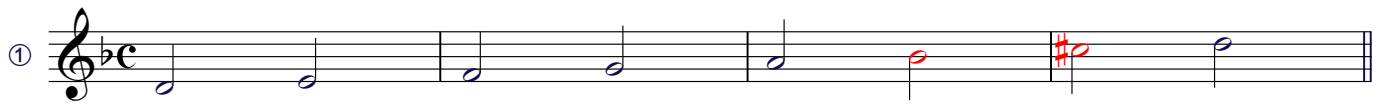
2. A Minor Melodic in Minims

②


3. A Minor Melodic in Quavers

③

## 1. D Minor Harmonic in Minims



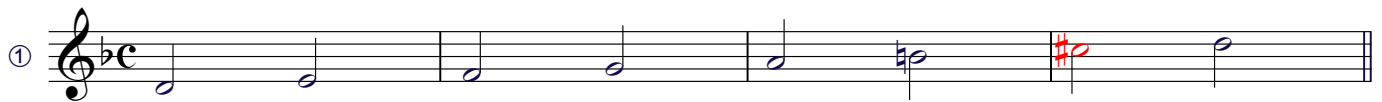
## 2. D Minor Harmonic in Crotchets



## 3. D Minor Harmonic in Quavers



## 1. D Minor Melodic in Minims




## 2. D Minor Melodic in Crotchets




## 3. D Minor Melodic in Quavers



## 1. G Minor Harmonic in Minims



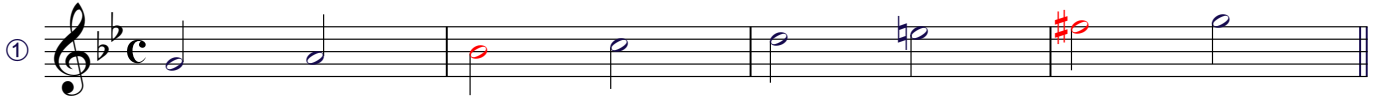
## 2. G Minor Harmonic in Crotchets




## 3. G Minor Harmonic in Quavers



1. G Minor Melodic in Minims



2. G Minor Melodic in Crotchets



3. G Minor Melodic in Quavers



Did you enjoy this free practice aid? If so, please spread the word to your Woodwind playing friends. We have a growing number of free to print sheet music, resources, theory, aural, and practice aids at our free resources page at ;

[www.masquerade-music.co.uk](http://www.masquerade-music.co.uk)  
Original, accessible sheet music for Woodwind players.

This Minor Scales Workout is also available for Bb Saxophone, Bb Clarinet, and Flute (in C) variations, plus work out your Major scales too with our Major Scales Workout (also on the free resources page).

  
 MASQUERADE  
 MUSIC