



GALV. BAR **C** KENNEL TO LEFT HAND- RUN DOOR TO FRONT

10ft X 5ft SINGLE POLICE DOG KENNEL

(2.0m x 1.5m run)

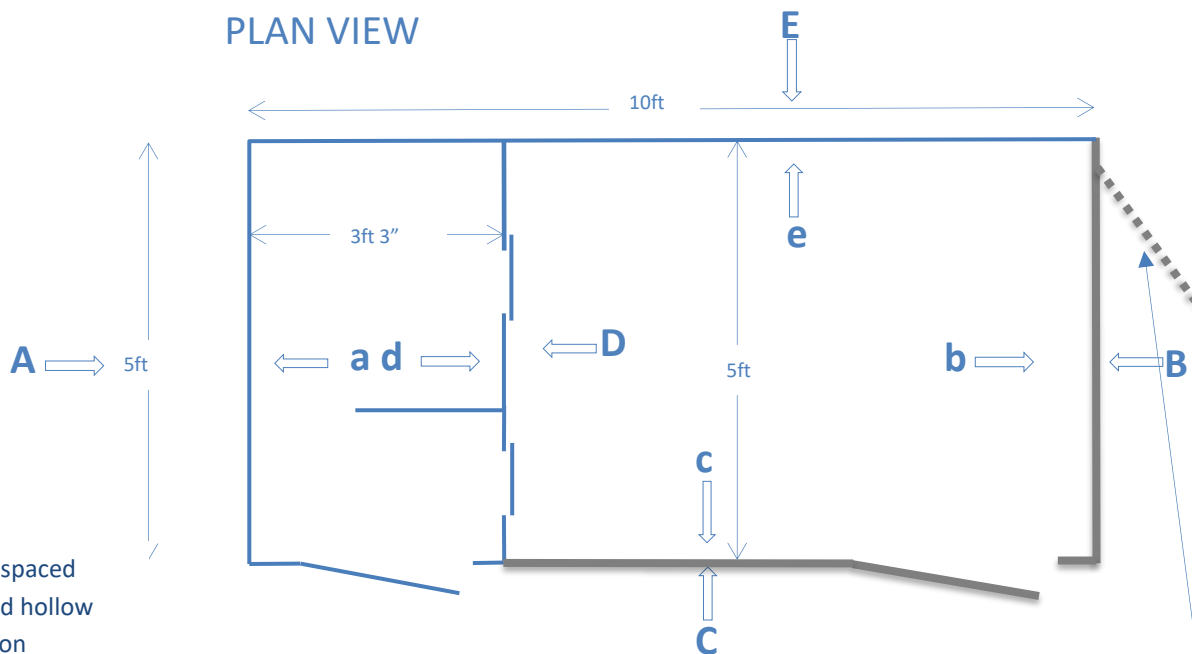
General Arrangement – Not to Scale

Church Farm-Sheppey Way-Bobbing- Kent
www.haymac-goodwithwood.co.uk
01795 424555
Email office@HAYMAC.org

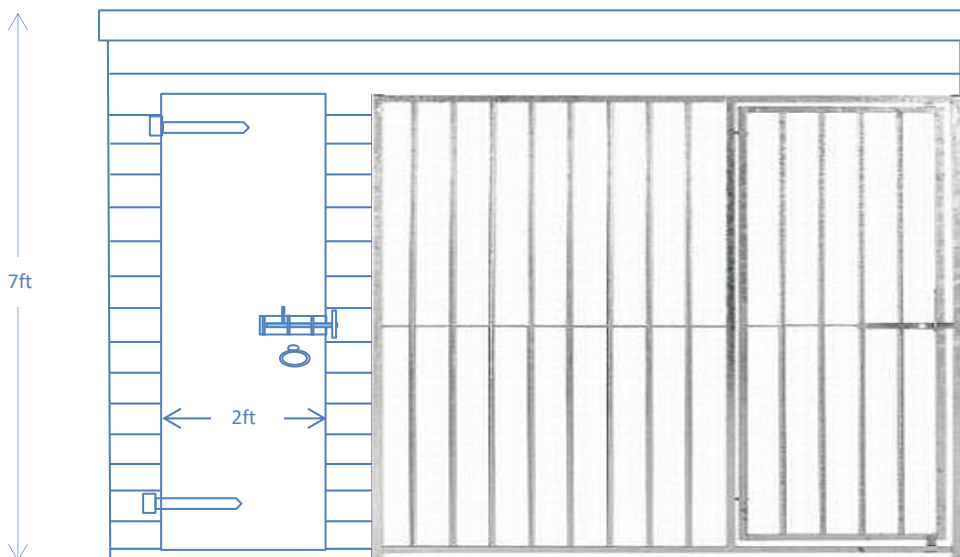
All timbers are pressure treated green- Internal lining is untreated OSB3 sheet boarding

All dimensions are external and will be constructed using metric equivalent

PLAN VIEW



5cm spaced
round hollow
section
galvanized bars
made from
precision thick
16mm steel
tubes which are
inserted (top &
bottom) into a
25mm x 25mm
hot dipped
galvanised box
section &
individually
welded
complete with
an extra strong
8mm centre
support bar.



FRONT ELEVATION- C

The kennel run door can be on the end panel or front panel - please make clear where you want the kennel run door when placing your order or the kennel will be built to the default option of run door to front.




GALV. BAR **C** KENNEL TO LEFT HAND- RUN DOOR TO FRONT

Church Farm-Sheppey Way-Bobbing- Kent
www.haymac-goodwithwood.co.uk
01795 424555
Email office@HAYMAC.org

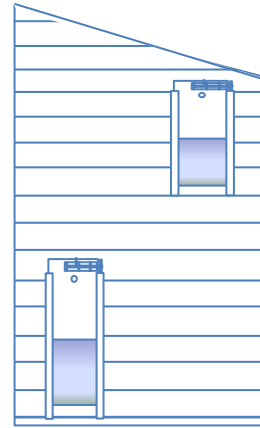
10ft X 5ft SINGLE POLICE DOG KENNEL

(2.0m x 1.5m run)

General Arrangement – Not to Scale



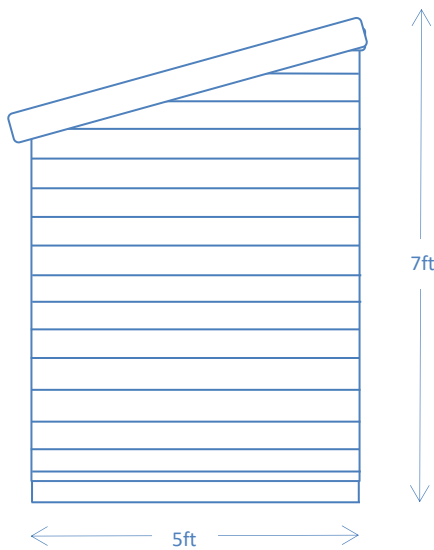
REAR ELEVATION-E



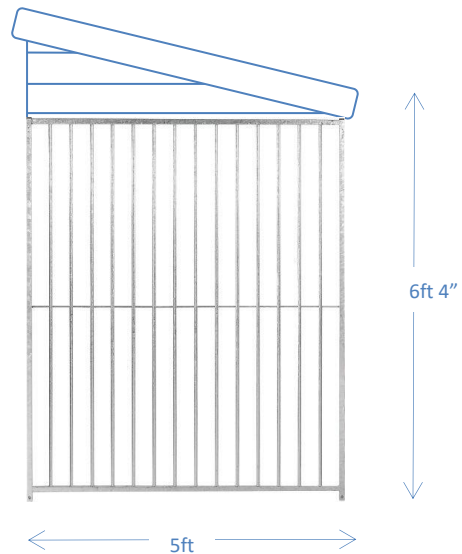
KENNEL POP HOLE –D-from inside run

Lockable sliding pop hole and high level vent

KENNEL END VIEW-A



RUN END VIEW-B



The kennel run door can be on the end panel or front panel - please make clear where you want the kennel run door when placing your order or the kennel will be built to the default option of run door to front.



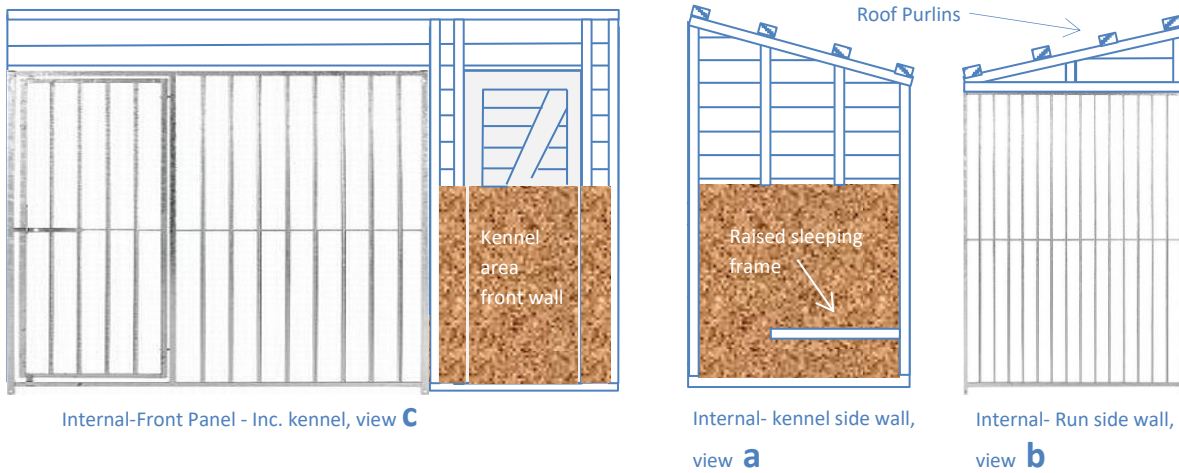
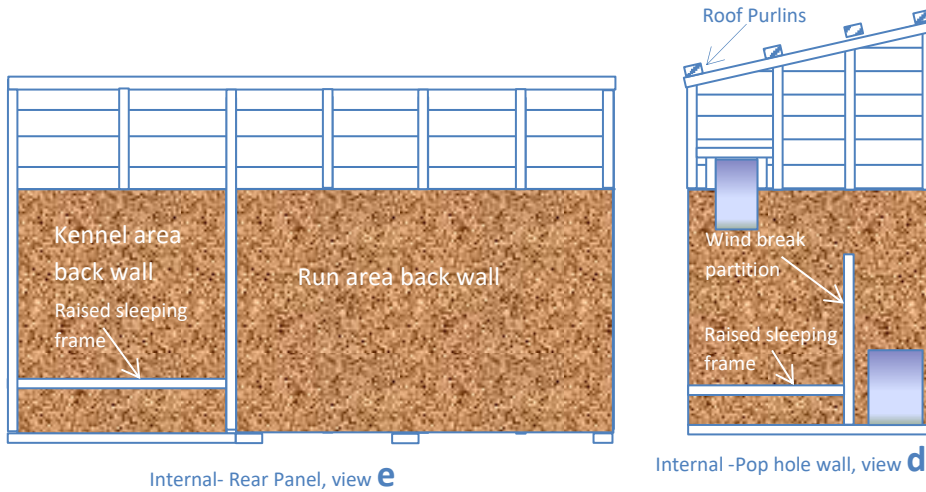
GALV. BAR **C** KENNEL TO LEFT HAND- RUN DOOR TO FRONT

Church Farm-Sheppey Way-Bobbing- Kent
www.haymac-goodwithwood.co.uk
01795 424555
Email office@HAYMAC.org

10ft X 5ft SINGLE POLICE DOG KENNEL

(2.0m x 1.5m run)

General Arrangement – Not to Scale



Detail Showing Internal Cladding

The boards used to protect the framework are sacrificial and easily replaced.



GALV. BAR **C** KENNEL TO LEFT HAND- RUN DOOR TO FRONT

Church Farm-Sheppey Way-Bobbing- Kent
www.haymac-goodwithwood.co.uk
01795 424555
Email office@HAYMAC.org

10ft X 5ft SINGLE POLICE DOG KENNEL

(2.0m x 1.5m run)

General Arrangement – Not to Scale

Optional Extras

1. Replacement OSB3 wall boards.
2. Insulation to sleeping kennel with easy wipe clean galvanised sheet wall cladding.
3. Door panel upgrade to included revolving feed & water bowl- no need to enter run to change water or feed. Available in both 1.5m & 2.0m panels complete with a double bowl. Each bowl is made from stainless steel & can hold approx. 3 litres of water.



4. Upgrade timber sliding pop-hole to full metal galvanized pop-hole- advisable if your dog likes to chew the kennel framework around the pop-hole. Operated from outside the kennel by a pulley system.

