
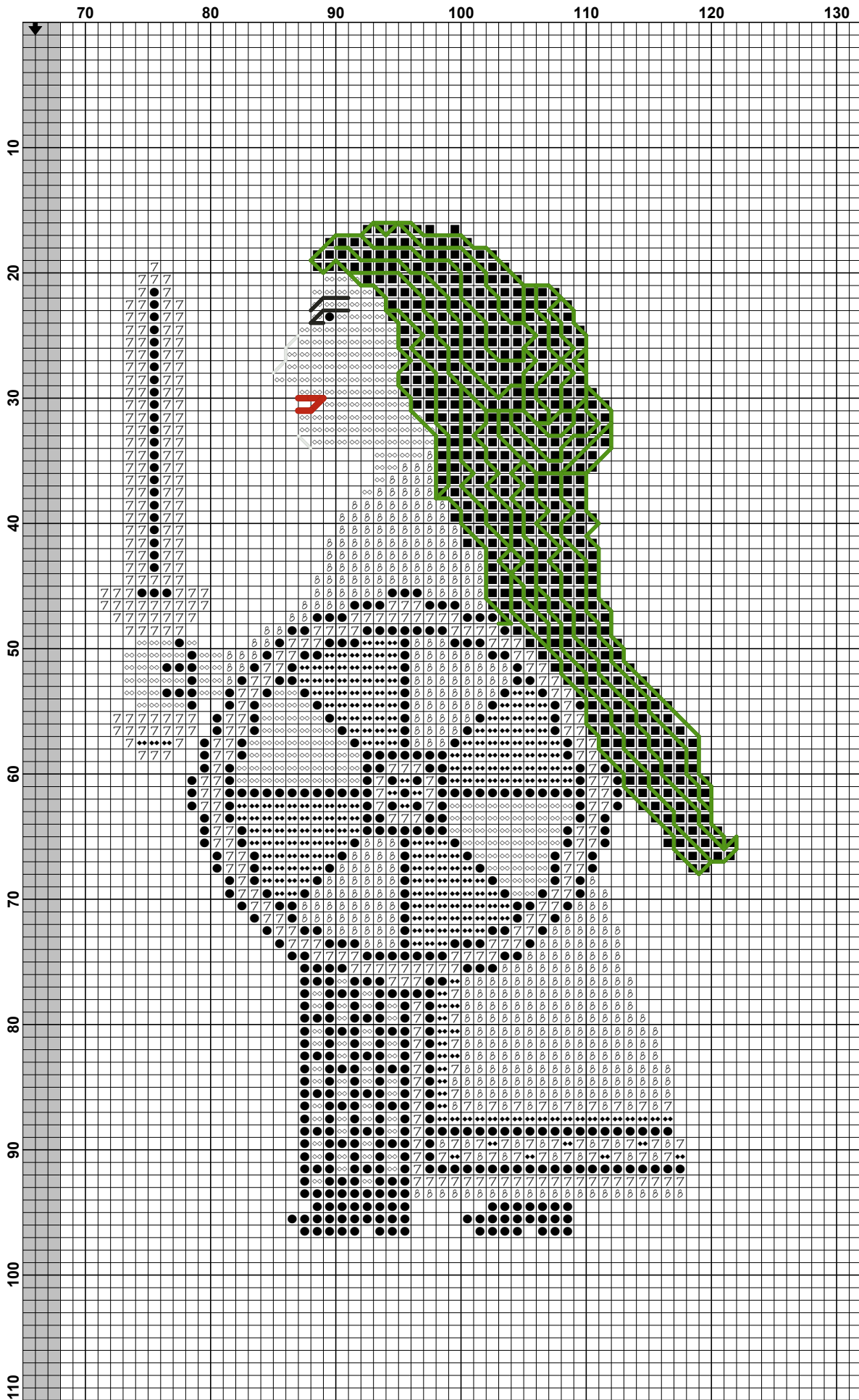


Shield Bearers












Shield Bearers







## Shield Bearers

**Pattern Name:** Shield Bearers  
**Designed By:** Su Poole  
**Copyright:** 2020  
**Fabric:** Aida 14, Teal  
112w X 87h Stitches  
**Size:** 14 Count, 20.32w X 15.78h cm

### Floss Used for Full Stitches:

Symbol	Strands	Type	Number	Color
 ∞	2	Anchor	2	White
 8	2	Anchor	133	Cobalt Blue DK
 ■	2	Anchor	305	Topaz LT
 7	2	Anchor	307	Topaz Med
 ✘	2	Anchor	352	Bark DK
 ●	2	Anchor	397	Grey LT
 ●	2	Anchor	403	Black
 :	2	Anchor	1049	Cinnamon
 ♦♦	2	Anchor	9046	Christmas Red

### Floss Used for Back Stitches:

Symbol	Strands	Type	Number	Color
 —	1	Anchor	2	White
 —	1	Anchor	307	Topaz Med
 —	1	Anchor	403	Black
 —	1	Anchor	9046	Christmas Red

### Notes:

There are only a few small bits of backstitch in the eyebrows, the mouth and eyes. The hair of the shieldmaiden is overlaid with a backstitch in a darker colour. Stitch the hair in the lighter colour first and then follow the backstitching which appears on the chart as green colour for contrast.

These designs have been inspired by the artwork of Jonas Lau Markussen and used with permission.