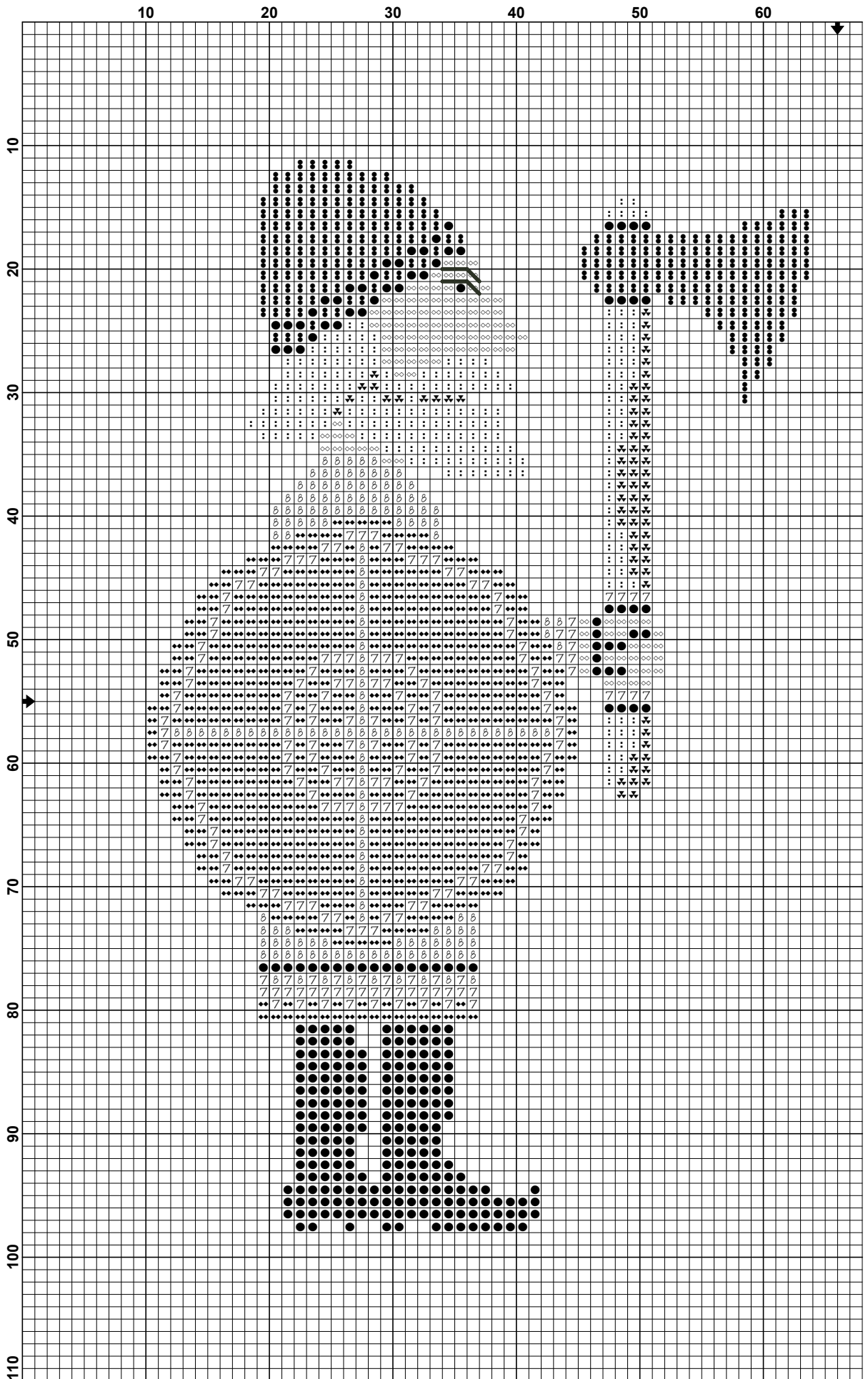
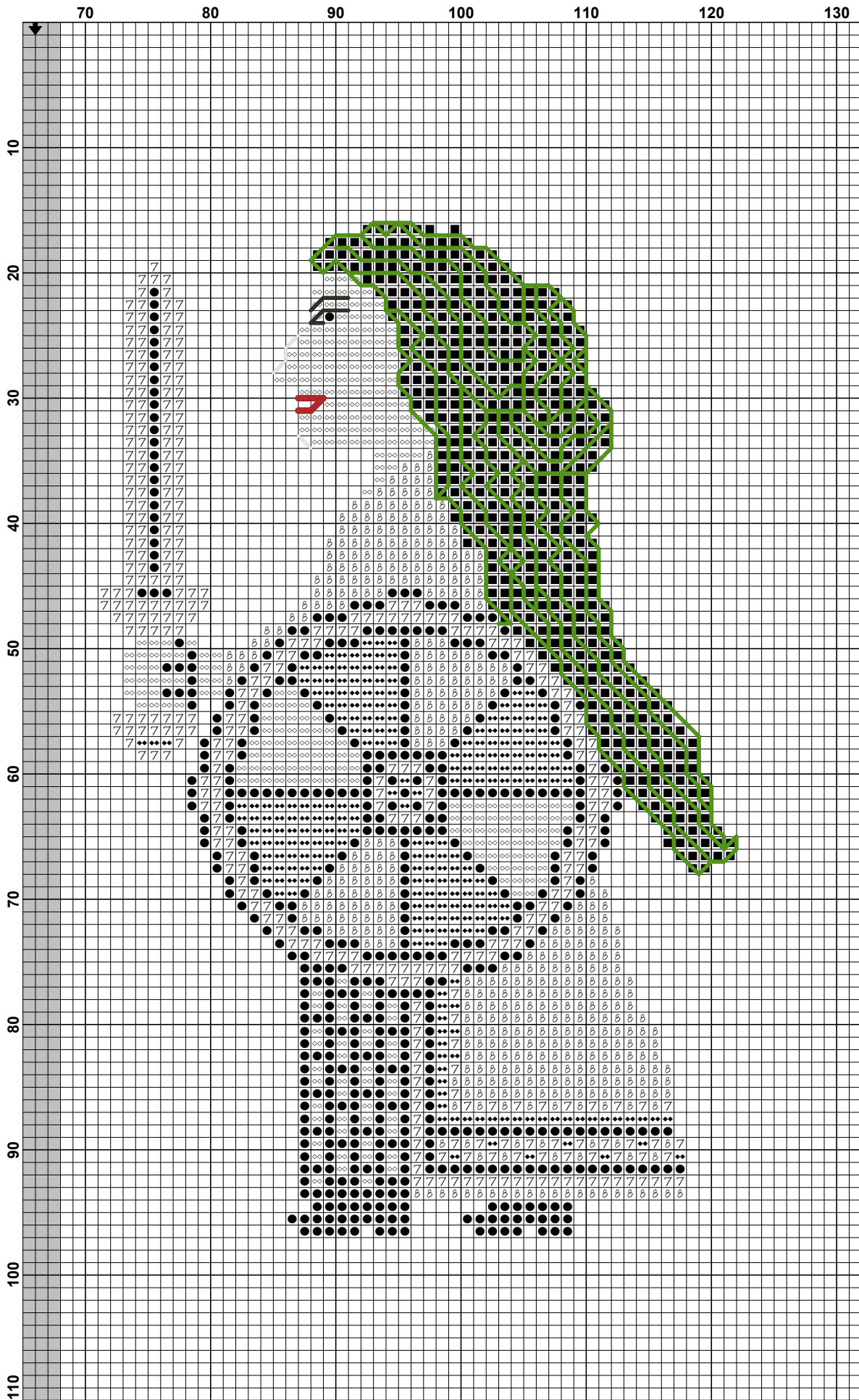


Shield Bearers












Shield Bearers







Shield Bearers

Pattern Name: Shield Bearers
Designed By: Su Poole
Copyright: 2020
Fabric: Aida 14, Teal
112w X 87h Stitches
Size: 14 Count, 20.32w X 15.78h cm

Floss Used for Full Stitches:

Symbol	Strands	Type	Number	Color
	2	DMC	300	Mahogany-VY DK
	2	DMC	301	Mahogany-MD
	2	DMC	310	Black
	2	DMC	321	Christmas Red
	2	DMC	725	Topaz
	2	DMC	783	Topaz-MD
	2	DMC	796	Royal Blue-DK
	2	DMC	3024	Brown Gray-VY LT
	2	DMC	White	White

Floss Used for Back Stitches:

Symbol	Strands	Type	Number	Color
	1	DMC	310	Black
	1	DMC	321	Christmas Red
	1	DMC	783	Topaz-MD
	1	DMC	White	White

Notes:

There are only a few small bits of backstitch in the eyebrows, the mouth and eyes. The hair of the shieldmaiden is overlaid with a backstitch in a darker colour. Stitch the hair in the lighter colour first and then follow the backstitching which appears on the chart as green colour for contrast.

These designs have been inspired by the artwork of Jonas Lau Markussen and used with permission.