

7 Basic

WATERCOLOR TECHNIQUES

General Tips:

- Always create with newspaper underneath so you can transfer to a drying area easily.
- Try layering techniques for endless possibilities.


Wash

- Load your brush with plenty of wet paint. Smooth your brush over the paper with swooping strokes.




Dry Brush

- Start with a dry brush and almost dry paint.
- Run your brush over your paper to create grass or scratchy lines.



Salt

- Sprinkle salt into a wet (still shiny) wash of watercolor paint.
- The results will appear when dry.



Crayon Resist

- Draw with any color of crayon on dry paper.
- Paint wet watercolor over crayon to reveal drawing underneath.



Blot

- Use a paper towel to blot up wet paint to reveal white paper underneath.




Wet-in-Wet

- Apply clean water to your paper.
- Before the water dries, load up your brush with paint and touch it to the water. The color will spread quickly.



Tape Masking

- Tape off sections of your paper with masking tape.
- Paint over the tape and let dry.
- Peel tape off and reveal white paper underneath.



7 More

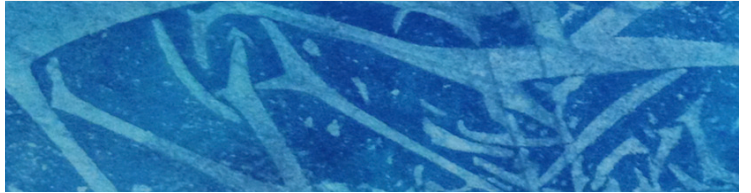
WATERCOLOR TECHNIQUES

General Tips:

- Always create with newspaper underneath so you can transfer to a drying area easily.
- Try layering techniques for endless possibilities.

Plastic Wrap

- Generously add watercolor paint to paper.
- Press scrunched-up wrap over top & leave it to dry.



Rubbing Alcohol

- Start with wet paint on your paper surface.
- Use a Q-Tip, pipette, or a clean brush to touch rubbing alcohol drops to the paint surface.



Glue (and Salt)

- Draw with white school glue and pour small amounts of salt over glue outline.
- Touch loaded brush onto glue/salt. Let dry overnight.



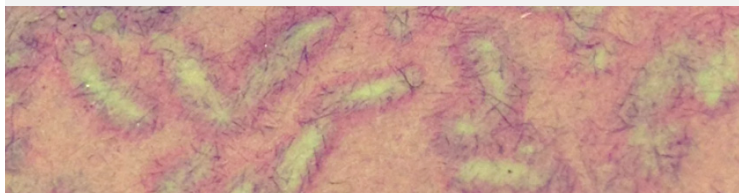
Doily Stencil

- Paint over the lacey part of a paper doily (very watery paint mixture will spread too much under doily surface).
- Repeat until desired space is filled.



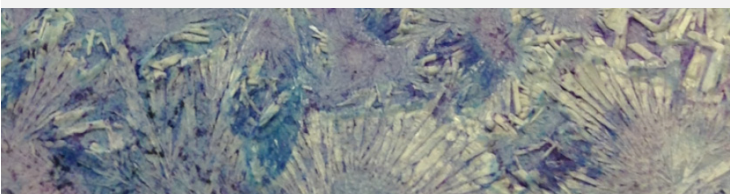
Rice

- Paint paper as usual.
- Sprinkle dry rice over paper surface.
- Let dry overnight.



Crystallizing

- Swirl equal amounts of Epsom salts and water (start with 1/2 T. of each) along with a pinch of salt in a covered jar.
- Add liquid watercolor and swirl the mixture gently for 3-5 minutes. Paint as usual. Dry overnight.



Oil

- Using a tray underneath your paper, separately drop watercolor and oil onto the paper using pipettes.
- Let dry overnight.

