


FULL FRAME PACK TEMPLATE INSTRUCTIONS

1. Cut a piece of cardboard so that it is just larger than the triangle of the frame. Using masking tape (or similar), stick the cardboard to one side of the frame. Mark the shape of the triangle onto the card using a pencil or sharp-tipped pen. Make sure that the card doesn't lift from the frame.
2. Remove the card and cut out the frame shape and place it back into the inside of the triangle. If necessary, trim the template so that it fits the frame. It is important to get an accurate fit.
3. Mark the template with the location of bottle cage, front derailleur and cable mounting points. If you have anything else fitted to the frame, please mark these onto the template as well.

To enable more cost-effective postage, trace the template onto paper making sure that all of the details are transferred.



In addition to the template, the following information is required:

- Name, address and email
- Make, model, year and frame size of the bike
- Frame tube circumferences – see below*

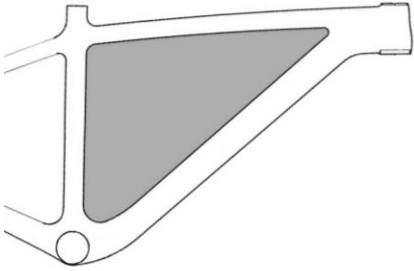
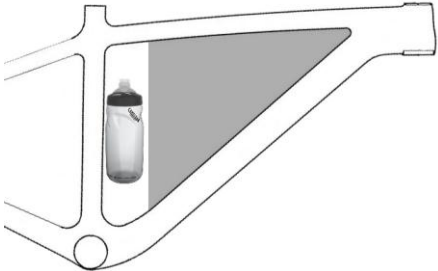
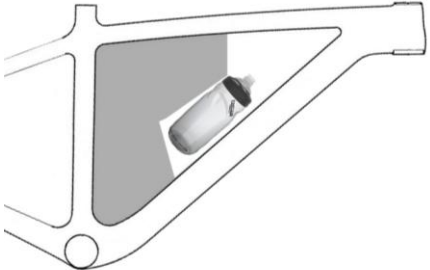
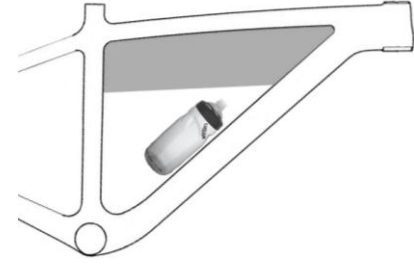
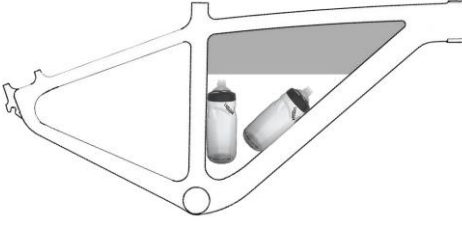
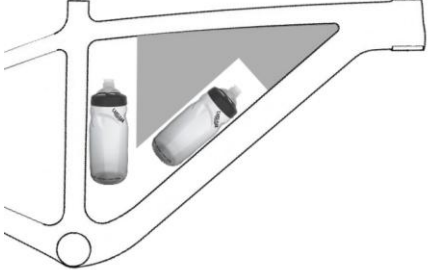
Top Tube	
Down Tube	
Seat Tube	
Head Tube**	

*This can be easily measured using a piece of string around the tube

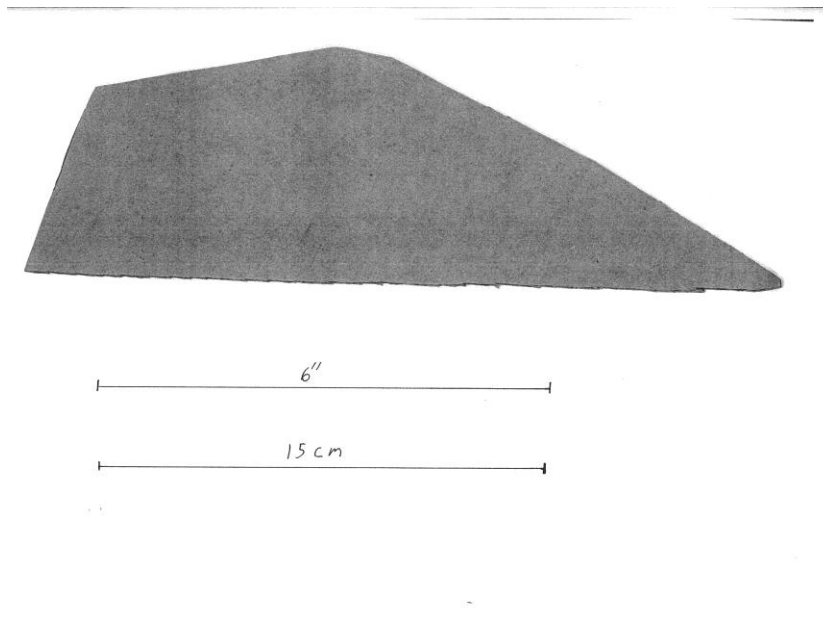
** if applicable

IMPORTANT: If any of the tubes are tapered, measure the circumference at both ends of the tube

FRAME PACK STYLES AVAILABLE

<p>Full Frame Pack</p>		
<p>3/4 Frame Pack</p> <p>– allows use of a seat tube mounted water bottle</p>		
<p>Single Bottle Pack</p> <p>– allows use of a down tube mounted water bottle</p>		
<p>1/2 Frame Pack</p> <p>– sits along the length to the top tube</p> <p>(depending on bottle cage location – can also take 2 bottles)</p>		
<p>Twin Bottle Pack</p> <p>– allows use of both bottle cages inside triangle</p>		

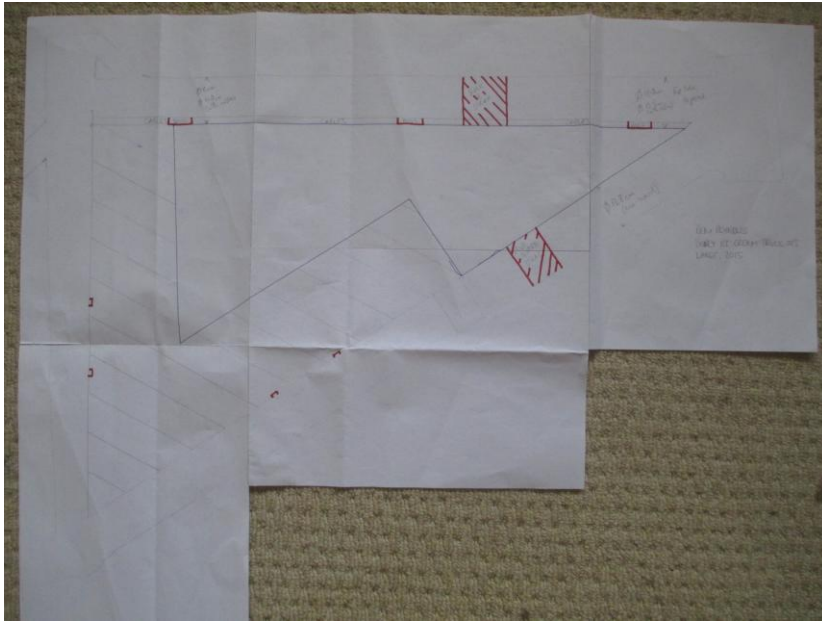
Example 1: template cut to fit frame & scanned onto A4 paper with measurement guide (for confirmation of size when I print it onto the same size paper)



Alternatively, I can prepare a template from a photo of the frame with a ruler showing the length required.



Example 2: Full Frame Pack (or alternative styles shown previously)



Details marked on the template:

- Cable boss
- Bottle cage mounts
- Mud guard strap
- 'Super 8' strap
- Circumference of top, down and seat tube (including any tapering)