

EMOTION PROCESSING FACTORY

DIY Printable




You Will Need:

- 1 x card
- 1 x glue stick or tape
- 1 x scissors

Conveyor belt

Sign for above factory

Fold this tab down & Stick on top



cut

INSTRUCTIONS

- 1) Cut around all outer lines
- 2) Fold to form box shape
- 3) Glue or celotape where shown
- 4) Stick sign above the factory
- 5) Stick conveyor belt underneath