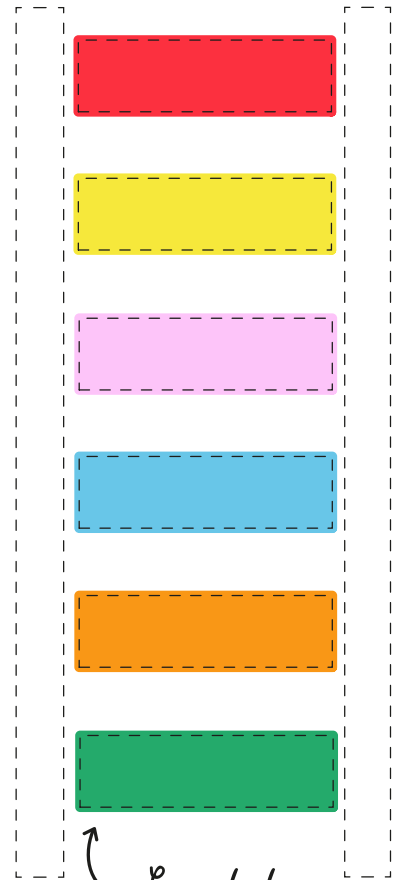



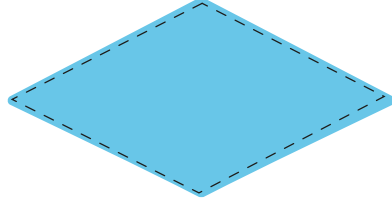
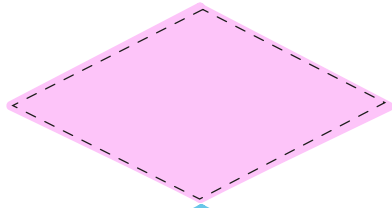

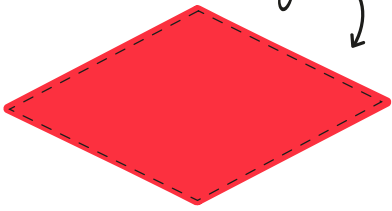


Bunting

Pond

Fence



Cut around all dashed lines

INSTRUCTIONS

- Print onto card
- First cut out the fence panels & stick together
- Cut out the ladder pieces & stick steps on the poles
- Cut out bunting. Glue bunting to string (fold diamond shapes in half)
- Cut out all the other pieces
- Using toothpicks or sticks or card make props for all the pieces to stand up (celotape to the back of each piece)

You will need:

- String
- Scissors
- Glue/celotape
- Toothpicks or wooden sticks
- A plant pot!

www.paperjoy.co.uk



