


# WINDOW RAINBOW

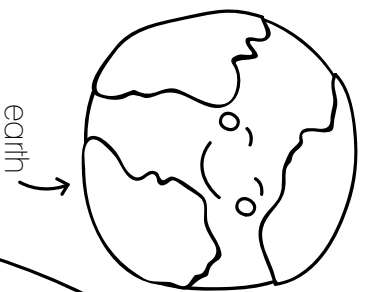


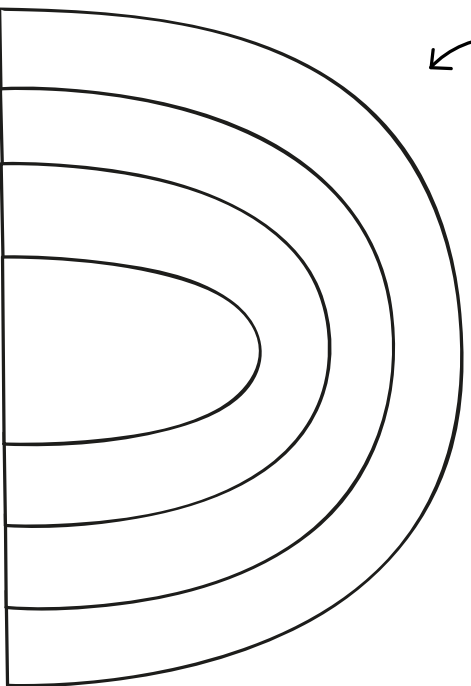
- 1) Colour in your rainbow with crayons or paints or felt tips or coloured bits of card or cuttings from a magazine!
- 2) When it's dry cut it out (get a grown up to help) & display your rainbow in the front window so everyone can see your colourful creation
- 3) Get the other kids in your area to do the same & then you can go on a rainbow hunt to spot all the colourful windows!



Don't stop at one rainbow! Keep making more using any colourful crafts you can find. Use a cardboard box or an empty cereal box #frommywindow

cut around the outside when you're done

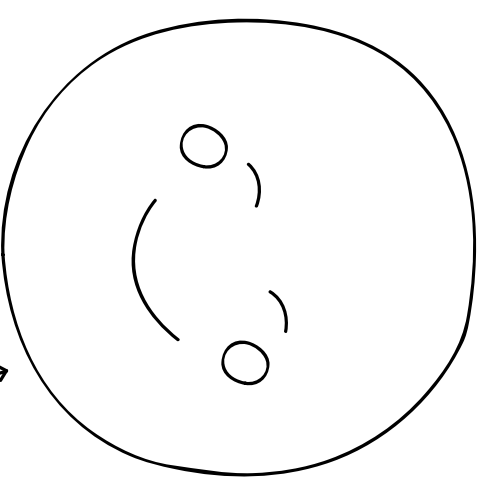
Keep going! You can add lots of rainbows to your window!



## HELLO!

Do you like our window rainbow?  
We have put a rainbow in our window as part of the #frommywindow hashtag, we hope it brightens your day. We'd love you to join in. All you have to do is put a rainbow in your window so we can all play 'spot the rainbow' on our neighbourhood walks.

Display the note too if you'd like to spread the word!



the sun