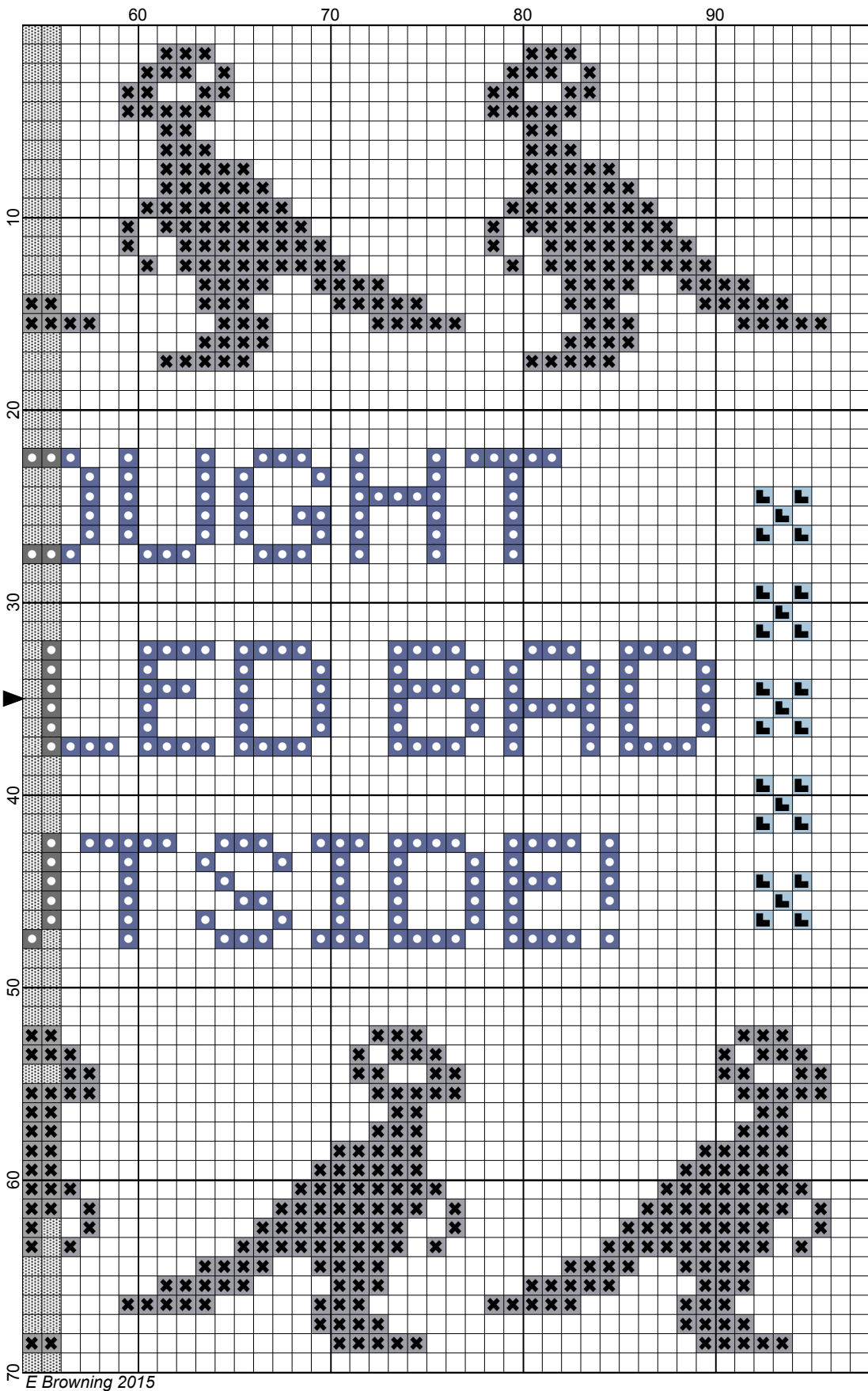


Tauntaun pattern by Capes and Crafts



Tauntaun pattern by Capes and Crafts







- Legend:
- DMC-318 (represented by a grey square)
 - DMC-161 (represented by a blue square with a white circle)
 - DMC-3325 (represented by a light blue square)

E Browning 2015

Tauntaun pattern

Author: Capes and Crafts
Copyright: E Browning 2015
Website: www.capesandcrafts.etsy.com
Fabric: 14 count aida
Grid Size: 98W x 70H
Design Area: 6.71" x 4.86" (94 x 68 stitches)

Legend:

  [2] DMC-318 ANC-399 steel gray - lt
  [2] DMC-161 ANC-122 gray blue

  [2] DMC-3325 ANC-129 baby blue - lt

Thank you for purchasing an original Capes and Crafts geeky pattern.

This pattern is perfect for all abilities, from beginners to stitching veterans. It will look great on any colour of aida you choose. The number in square brackets next to the floss colour in the legend is the number of strands to use for each particular stitch (backstitches use one strand, french knots use 2)

Our top stitchy tip: be sure to have clean hands when you stitch and avoid oily moisturisers - there's nothing worse than grubby needlework! Also, your finished work will look best if all your crosses lean the same way.

You will need a tapestry needle with a blunt tip and a large eye. We use size 24 needles for most aida and a sharp embroidery needle for backstitches and French knots.

Remember to find the middle of your fabric before you begin! We recommend folding it into quarters, just to make sure everything is nice and centred. The centre of this pattern is marked by black arrows along the margins to help you out.

Please do not sell any works you create with this pattern or redistribute this pattern without consent.

And last, but not least, have fun! Capes and Crafts geeky patterns are designed for contemporary, ever-so-slightly nerdy stitchers, and we want you to have a blast while you work!