


Catbus by Capes and Crafts








E Browning 2015

Catbus

Author: Capes and Crafts
Copyright: E Browning 2015
Website: www.etsy.com/shop/CapesAndCrafts
Fabric: 14 count aida
Grid Size: 100W x 57H
Design Area: 6.07" x 3.79" (85 x 53 stitches)

Legend:

 [2]	DMC-973	ANC-290	canary - br	 [2]	DMC-839	ANC-1050	beige brown - dk	 [2]	DMC-White	ANC-1	white
 [2]	DMC-3827	ANC-362	golden brown - pl	 [2]	DMC-310	ANC-403	black				

Thank you for purchasing an original Capes and Crafts geeky pattern.

This pattern is perfect for all abilities, from beginners to stitching veterans. It will look great on any colour of aida you choose. The number in square brackets next to the floss colour in the legend is the number of strands to use for each particular stitch.

Our top stitchy tip: be sure to have clean hands when you stitch and avoid oily moisturisers - there's nothing worse than grubby needlework! Also, your finished work will look best if all your crosses lean the same way.

You will need a tapestry needle with a blunt tip and a large eye. We use size 24 needles for most aida and a sharp embroidery needle for backstitches and French knots.

Remember to find the middle of your fabric before you begin! We recommend folding it into quarters, just to make sure everything is nice and centred. The centre of this pattern is marked by black arrows along the margins to help you out.

Please do not sell any works you create with this pattern or redistribute this pattern without consent.

And last, but not least, have fun! Capes and Crafts geeky patterns are designed for contemporary, ever-so-slightly nerdy stitchers, and we want you to have a blast while you work!