



The North Remembers pattern by Capes and Crafts



E Browning 2014, Licensed to:

The North Remembers pattern by Capes and Crafts




E Browning 2014, Licensed to:


The North Remembers pattern

Author: Capes and Crafts
Copyright: E Browning 2014
Website: www.capesandcrafts.etsy.com
Fabric: 14 count aida
Grid Size: 77W x 65H
Design Area: 5.36" x 4.50" (75 x 63 stitches)

Legend:

 [2] DMC-310 ANC-403 black (0.3 skeins)

Backstitch Lines:

 DMC-310 black (0.3 skeins)

Thank you for purchasing an original Capes and Crafts geeky pattern.

This pattern is perfect for all abilities, from beginners to stitching veterans. It will look great on any colour of aida you choose. The number in square brackets next to the floss colour in the legend is the number of strands to use for each particular stitch.

Please be aware that in this pattern DMC-xxx refers to the colour codes for DMC branded floss, and ANC-xxx refers to Anchor brand floss (where xxx is a number.)

Our top stitchy tip: be sure to have clean hands when you stitch and avoid oily moisturisers - there's nothing worse than grubby needlework! Also, your finished work will look best if all your crosses lean the same way.

You will need a tapestry needle with a blunt tip and a large eye. We use size 24 needles for most aida and a sharp embroidery needle for backstitches and French knots.

Remember to find the middle of your fabric before you begin! We recommend folding it gently into quarters, just to make sure everything is nice and centred. Don't crease it too vigorously though as the creases will be hard to remove completely, no matter how much steam you use in your iron! The centre of this pattern is marked by black arrows along the margins to help you out.

When you are finished stitching, place the work face down on a clean white towel on an ironing board, and press with a medium iron on the back to remove any wrinkles, before framing.

Please do not sell any works you create with this pattern or redistribute this pattern without consent.

And last, but not least, have fun! Capes and Crafts geeky patterns are designed for contemporary, ever-so-slightly nerdy stitchers, and we want you to have a blast while you work!

For more Game of Thrones patterns, visit our shop www.capesandcrafts.etsy.com