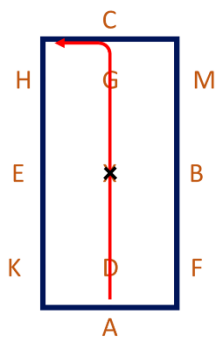
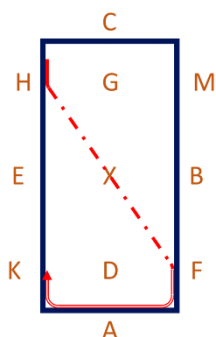


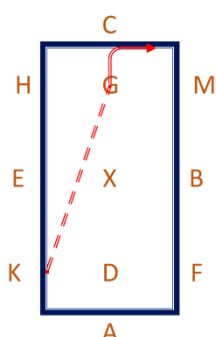
1. A - Enter in working trot and proceed down the centre line  
X - Halt, Immobility, Salute.  
Proceed in working trot  
C - Track left



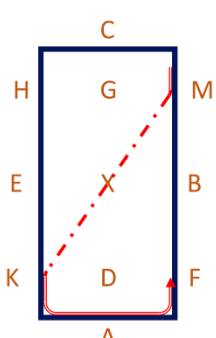
2. HXF - Change the rein in medium trot  
FAK - Collected trot



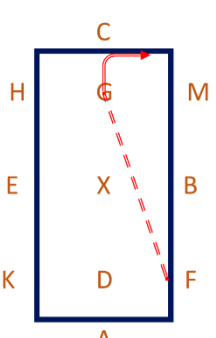
3. KG - Leg yield right  
C - Track right



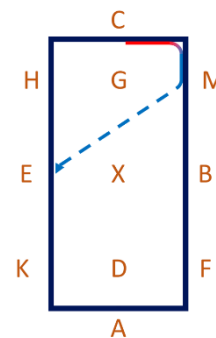
4. MXK - Change the rein in medium trot  
KAF - Collected trot



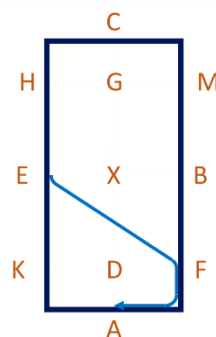
5. FG - Leg yield left  
C - Track right



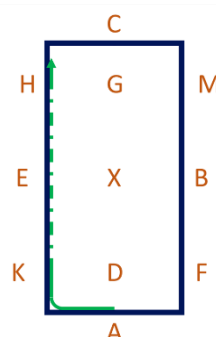
6. Between C & M - Medium walk  
M-E - Change the rein in free walk on a long rein



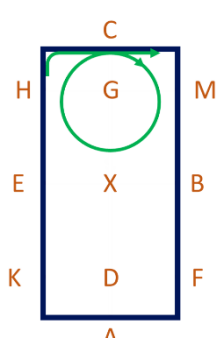
7. EFA - Medium walk



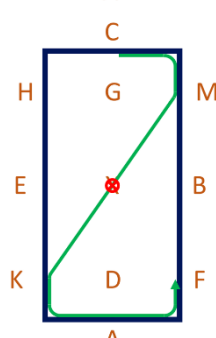
8. A - Working canter right  
KEH - Medium canter  
H - Working canter



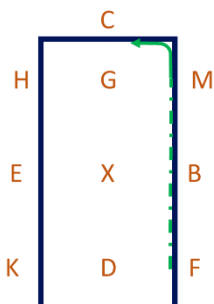
9. C - Circle right 15m diameter in working canter



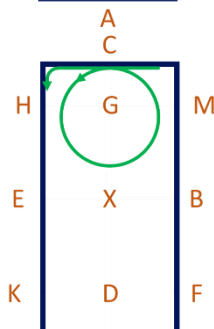
10. MXK - Change the rein with a change through trot  
KAF - Working canter



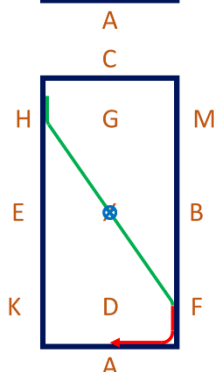
11. FBM – Medium canter  
M – Working canter



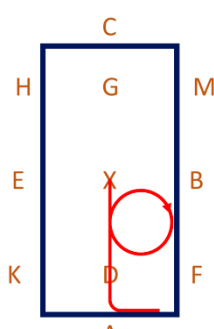
12. C – Circle left 15m diameter



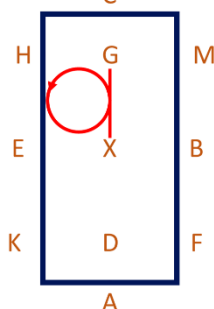
13. HXF – Change the rein with a simple change (through walk) over X  
F – Working trot



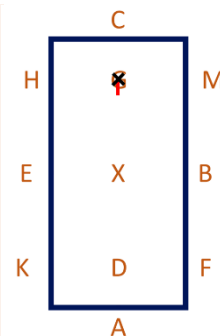
14. A – Turn down the centre line  
Between D & X – Circle right 10m diameter














15. Between X & G – Circle left 10m diameter



16. G – Halt, Immobility, Salute



-  Medium Walk
-  Walk on a Free Rein
-  Working Trot
-  Medium Trot
-  Leg Yield
-  Collected Trot
-  Working Canter
-  Medium Canter
-  Halt
-  Change in trot
-  Change in walk