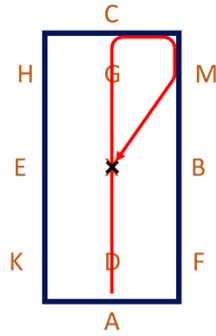
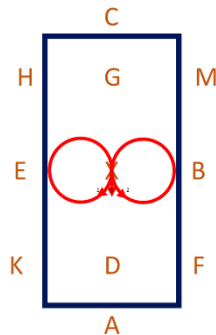


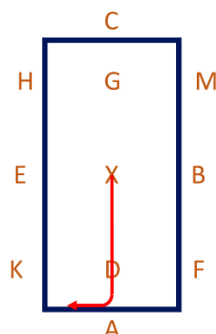
1. A - Enter in working trot and proceed down the centre line
X - Halt, Immobility, Salute.
Proceed in working trot
C - Track right
MX - Working trot



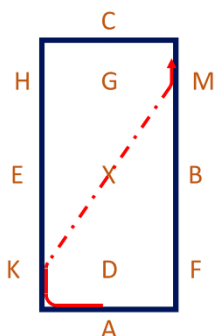
2. X - Circle right 10m diameter
X - Circle left 10m diameter



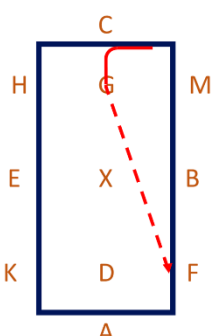
3. XA - Working trot
A - Turn right



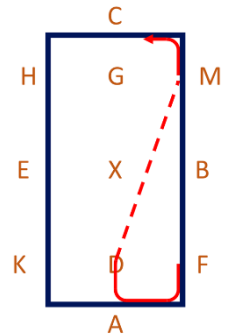
4. KXM - Change the rein in medium trot
M - Working trot



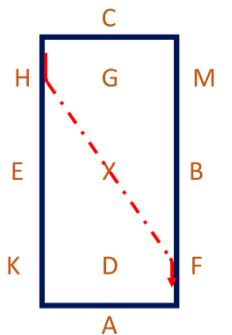
5. C - Turn down the centre line
GF - Leg yield left



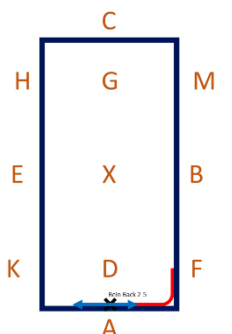
6. A - Turn down the centre line
DM - Leg yield right



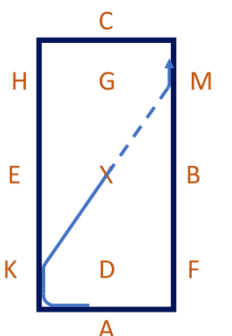
7. HXF - Change the rein in medium trot
F - Working Trot



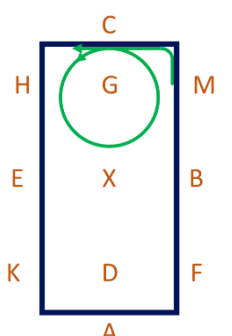
8. A - Halt, rein back 2-5 steps, proceed in medium walk



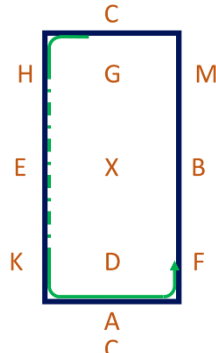
9. KX - Medium walk
XM - Free walk on a long rein
M - Medium walk



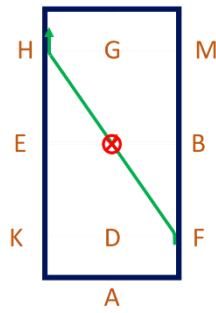
10. C - Canter left and circle left 15m diameter



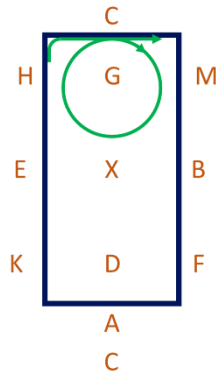
11. HEK – Medium canter
KAF – Working canter



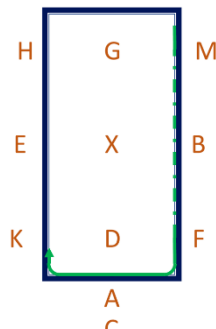
12. FXH – Change the rein with a simple change over X



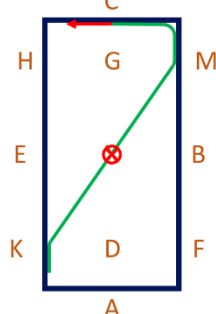
13. C – Circle right 15m diameter



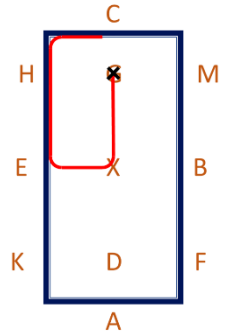
14. MBF – Medium canter
FAK – Working canter














15. KXM – Change the rein with a simple change over X
C – Working trot



16. E – Turn left
X – Turn left
G – Halt, Immobility, Salute



-  Medium Walk
-  Walk on a Free Rein
-  Working Trot
-  Medium Trot
-  Leg Yield
-  Shoulder In
-  Collected Trot
-  Working Canter
-  Medium Canter
-  Halt
-  Simple Change