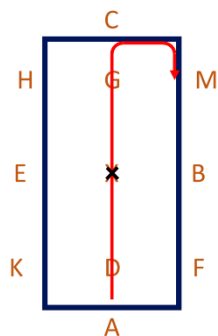
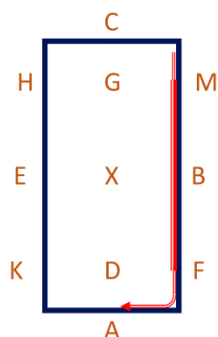


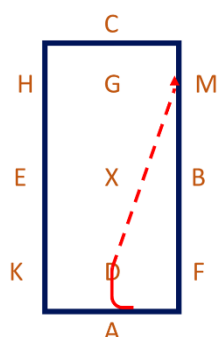
1. A - Enter in working trot and proceed down the centre line
X - Halt, Immobility, Salute.
Proceed in working trot
C - Track right



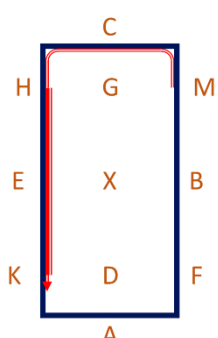
2. MBF - Shoulder in right
FA - Collected trot



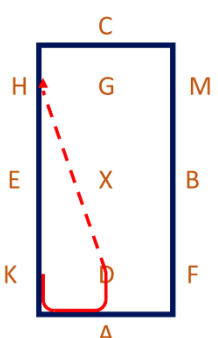
3. A - Turn down the centre line
DM - Leg yield right



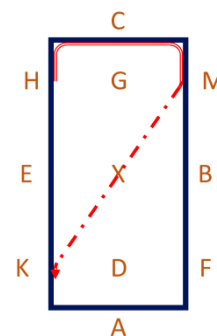
4. MCH - Collected trot
HEK - Shoulder in left



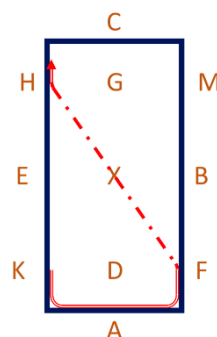
5. KA - Collected trot
A - Turn down the centre line
DH - Leg yield left



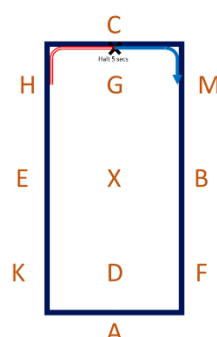
6. HCM - Collected Trot
MXK - Medium Trot
K - Collected Trot



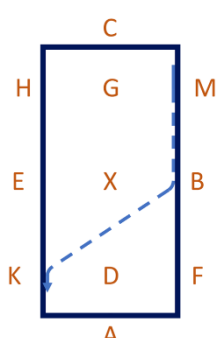
7. KAF - Collected Trot
FXH - Medium Trot
H - Collected Trot



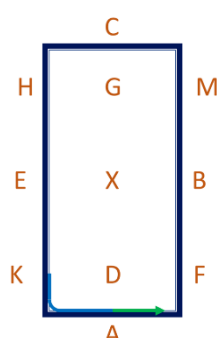
8. HC - Collected Trot
C - Halt. Immobility 5 secs
Proceed in Medium Walk



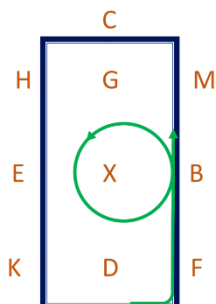
9. MBK - Free Walk on a long rein



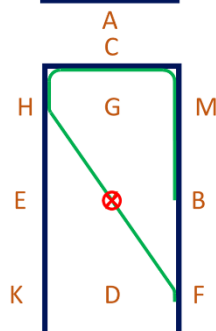
10. K - Medium Walk
A - Working Canter



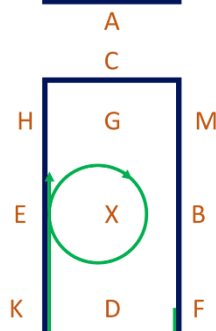
11. AF – Working canter
B – Circle left 15m diameter
in working canter



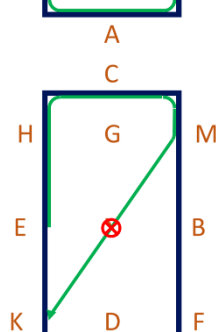
12. BCMH – Working canter
HXF – Change the rein with
a simple change over X



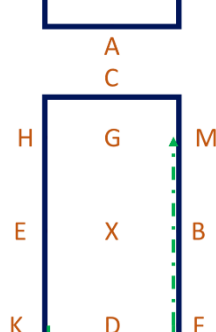
13. FAKE – Working canter
E – Circle right 15m
diameter in working canter



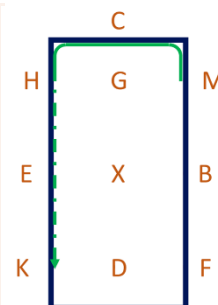
14. EHCM – Working canter
MXK – Change the rein with
a simple change over X



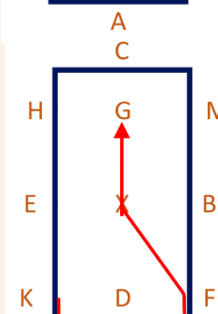
15. KAF – Working canter
FBM – Medium canter



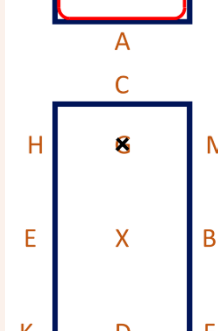
16. M – Transition to Working
canter
MCH – Working canter
HEK – Medium Canter














17. K – Transition to working
trot
KAF – working trot
FXG – working trot



18. G – Halt. Immobility. Salute



-  Medium Walk
-  Walk on a Free Rein
-  Working Trot
-  Medium Trot
-  Leg Yield
-  Shoulder In
-  Collected Trot
-  Working Canter
-  Medium Canter
-  Halt
-  Simple Change