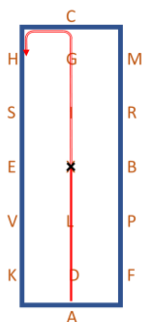
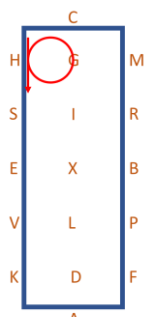


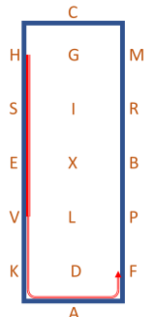
1. A - Enter in working trot and proceed down the centre line  
X - Halt, Immobility, Salute.  
Proceed in collected trot  
C - Track left



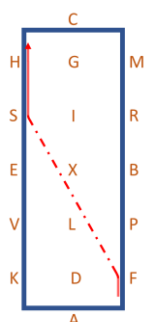
2. H - Circle left 10m diameter



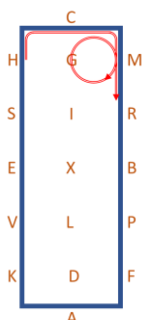
3. HV - Shoulder in  
VF - Collected trot



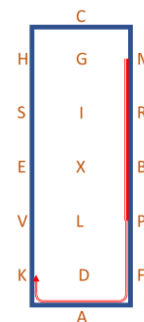
4. FS - Medium trot  
S - Transition to collected trot



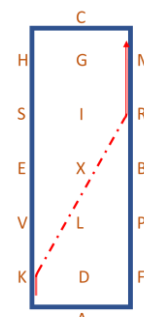
5. M - Circle right 10m diameter



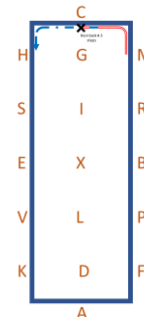
6. MP - Shoulder in  
PK - Collected trot



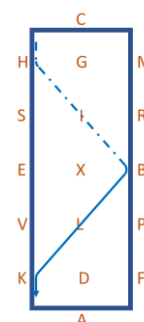
7. KR - Medium trot  
R - Transition to collected trot



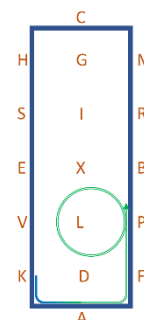
8. C - Halt, immobility  
Rein back 4-5 steps  
Proceed in extended walk



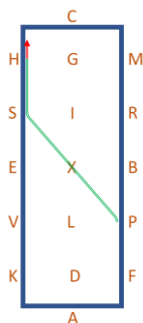
9. HB - Extended walk  
BK - Medium walk



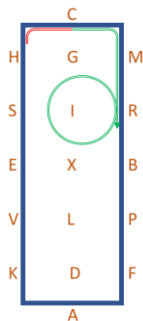
10. Before A - transition to collected canter left  
P - Circle left 15m diameter



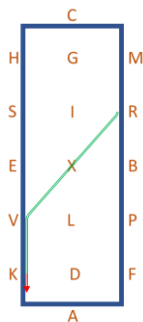
11. PS – Change the rein in collected canter  
SH – Counter canter  
H – Transition to collected trot



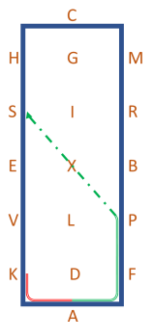
12. C – Transition to collected canter right  
R – Circle right 15m diameter



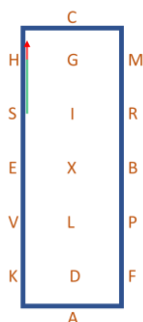
13. RV – Change the rein in collected canter  
VK – Counter canter  
K – Transition to collected trot



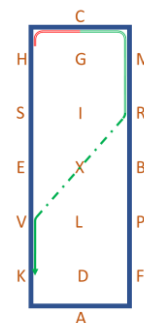
14. A – Transition to collected canter left  
PS – Change the rein in medium canter



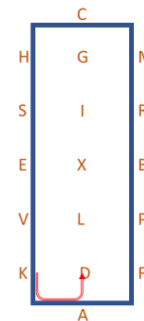
15. S – Collected canter  
H – Collected trot



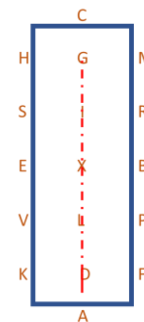
16. C – Collected canter right  
RV – Change the rein in medium canter  
VK – Counter canter



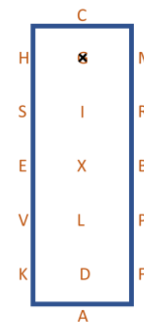
17. K – Collected trot  
A – Turn down the centre line












18. DG – Medium trot



19. G - Halt. Immobility. Salute



-  Medium Walk
-  Extended Walk
-  Working Trot
-  Collected Trot
-  Medium Trot
-  Shoulder In
-  Collected Canter
-  Medium Canter
-  Halt