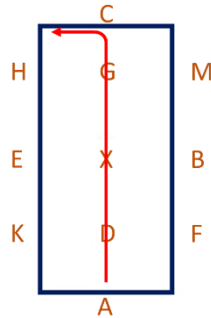
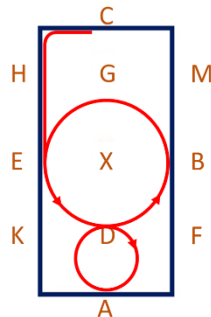


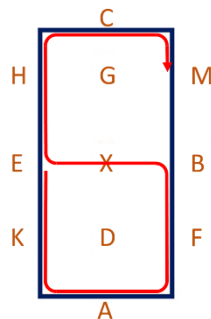
1. A - Enter in working trot and proceed down the centre line  
C - Track left



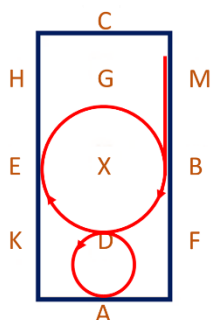
2. E - Circle left 20m diameter, when crossing the centre line for the first time circle right 10m diameter, returning onto the 20m circle left finishing at E



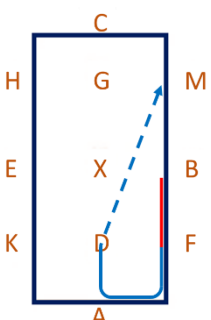
3. EKAF - working trot  
B - Turn left  
E - Turn right  
EHCM - working trot



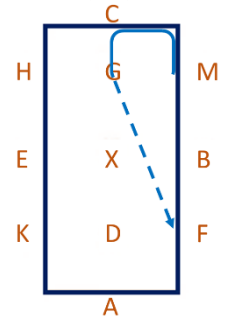
4. B - Circle right 20m diameter, when crossing the centre line for the first time circle left 10m diameter, returning onto the 20m circle right finishing at B



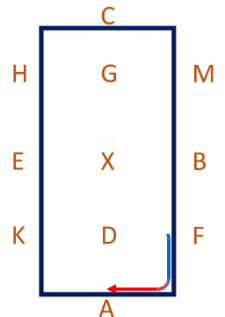
5. F - Medium walk  
A - Turn down the centre line  
D-M - Change the rein in free walk on a long rein



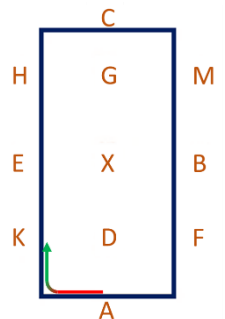
6. M - Medium walk  
C - Turn down the centre line  
G-F - Change the rein in free walk on a long rein



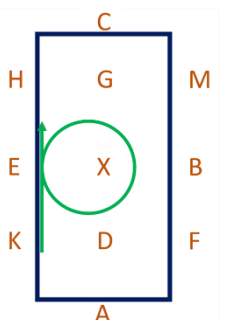
7. Between F & A - Working trot



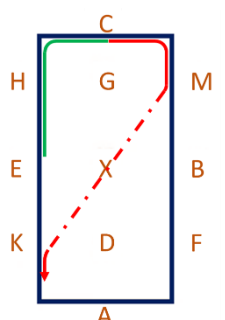
8. Between A & K - Working canter right



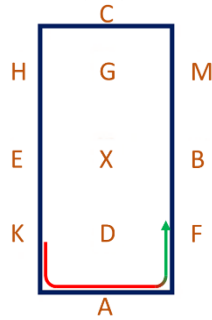
9. E - Circle right 15m diameter



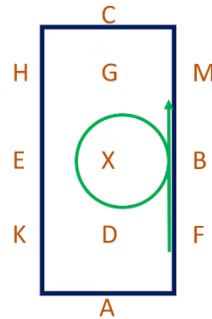
10. C - Working trot  
MXK - Change the rein and show some medium trot strides



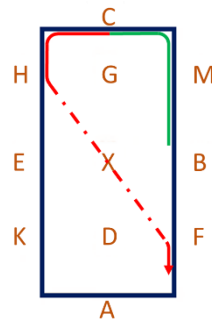
11. Between A & F – Working canter left



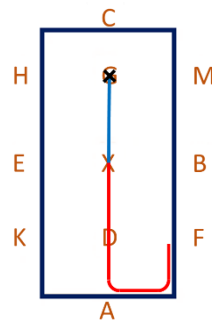
12. B – Circle left 15m diameter



13. C – Working trot  
HXF – Change the rein and show some medium trot strides



14. A – Turn down the centre line  
X – Medium walk  
G – Halt, Immobility, Salute



- Medium Walk
- - Walk on a Free Rein
- Working Trot
- . - . Medium Trot
- Working Canter
- ✕ Halt