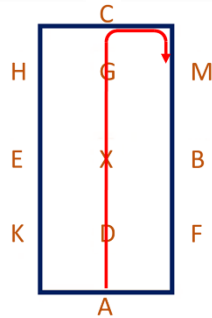
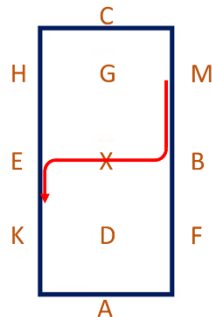


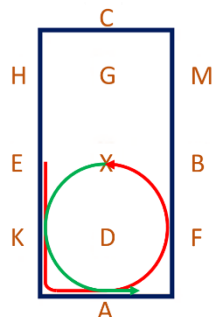
1. A - Enter in working trot and proceed down the centre line
C – Track right



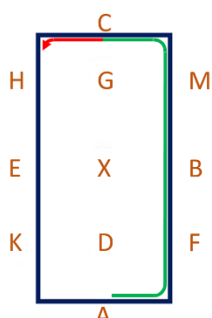
2. MB – Working trot
B – Turn right
E – Turn left



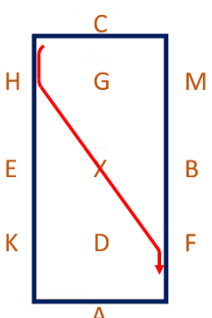
3. A – Circle left 20m diameter in working trot
Over X – Working canter left



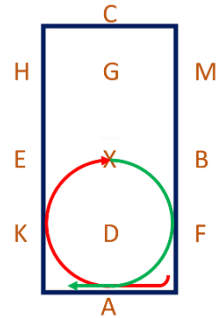
4. AFBM – Working canter
C – Working trot



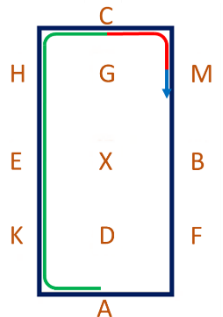
5. HXF – Change the rein in working trot



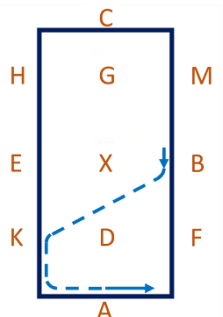
6. A – Circle right 20m diameter
Over X – Working canter right



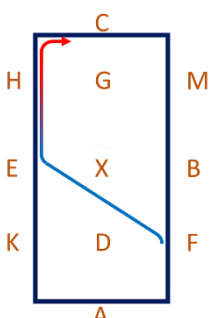
7. AKEH – Working canter
C – Working trot
M – Medium walk



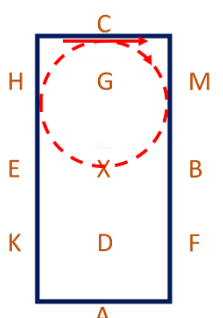
8. B-K – Change the rein in free walk on a long rein
A – Medium walk



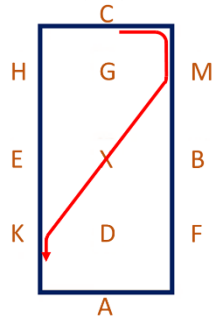
9. F-E – Change the rein in medium walk
Between E&H – Working trot



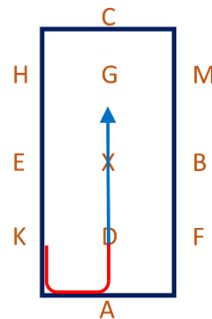
10. C – Circle right 20m diameter, allowing the horse to stretch, retaking the reins just before C



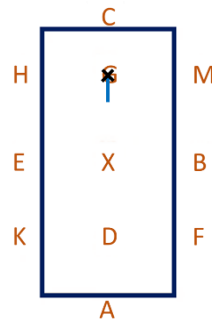
11. MXK – Change the rein in working trot



12. A – Turn down the centre line
D – Medium walk



13. G – Halt, Immobility, Salute



- Medium Walk
- Walk on a Free Rein
- Working Trot
- Trot allowing stretch
- Working Canter
- Halt