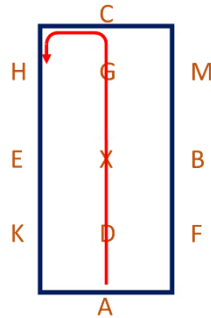
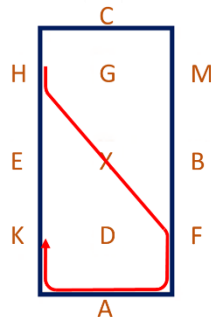


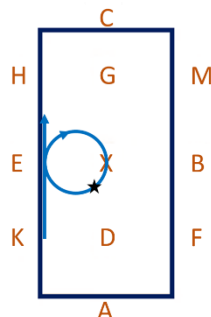
1. A - Enter in working trot and proceed down the centre line
C - Track left



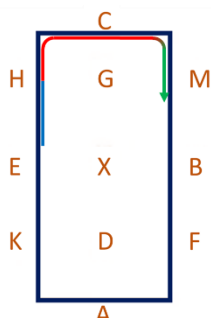
2. HXF - Change the rein in working trot
FAK - Working trot



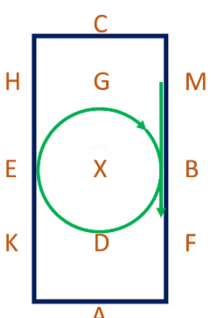
3. K - Medium walk
E - Circle right 10m diameter, give and retake the inside rein on the 2nd half of the circle



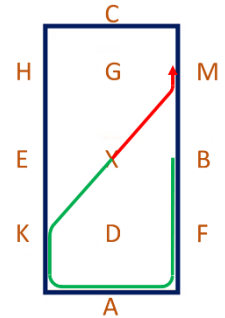
4. H - Working trot
Between C & M - Working canter right



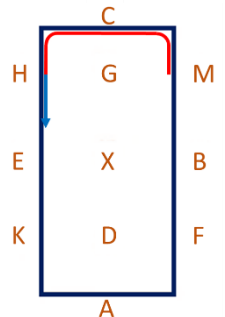
5. B - Circle right 20m diameter



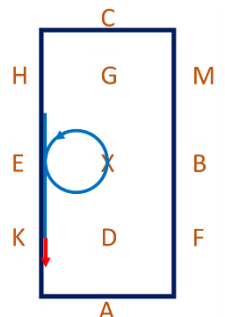
6. BFA - Working canter
KXM - Change the rein in working canter, transition to trot over X



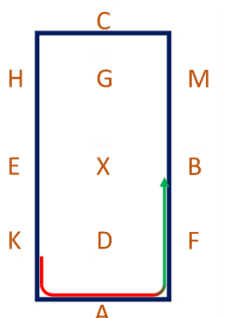
7. M-C - Working trot
H - Medium walk



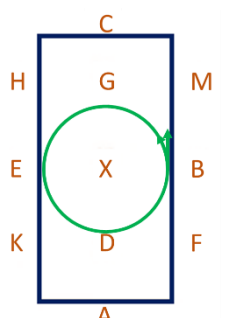
8. E - Circle left 10m diameter, give and retake the inside rein on the 1st half of the circle
K - Working trot



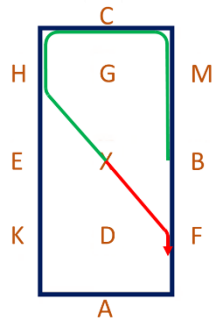
9. Between A&F - Working canter left
FB - Working canter



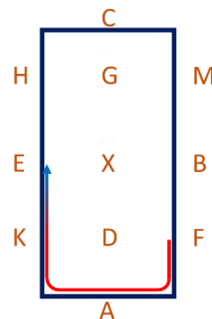
10. B - Circle left 20m diameter in working canter



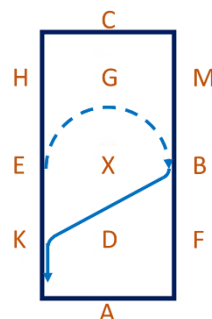
11. BMC – Working canter
HXF – Change the rein in working canter, transition to trot over X



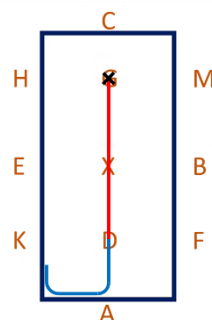
12. FAK – Working trot
Between K&E – Medium walk



13. E-B – Half circle right 20m diameter in free walk on a long rein
B-K – Change the rein in medium walk



14. A – Turn down the centre line
D – Working trot
G – Halt, Immobility, Salute



- Medium Walk
- - - Walk on a Free Rein
- Working Trot
- Working Canter
- ★ Give and take reins
- ✕ Halt