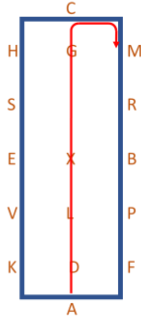
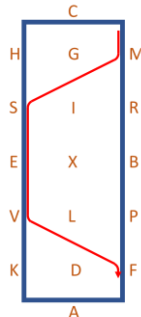


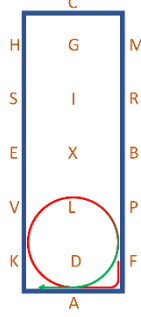
1. A - Enter in working trot and proceed down the centre line  
C - Track right



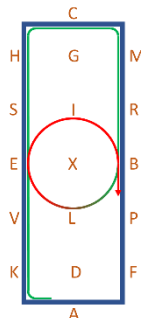
2. M-S - Change the rein in working trot  
S-E - Working trot  
V-F - Change the rein in working trot



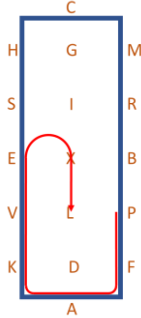
3. F-A - Working trot  
A - Circle right 20m diameter. On the 2<sup>nd</sup> half of the circle - working canter right



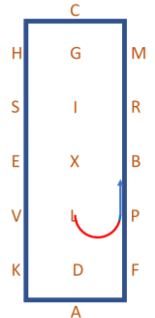
4. KEHM - Working canter  
B - Circle right 20m diameter. On the 2<sup>nd</sup> half of the circle - working trot



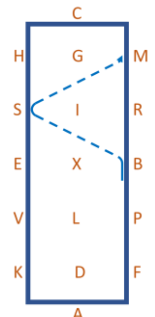
5. PAE - Working trot  
E - Half circle right 10m to X  
X-L - Working trot



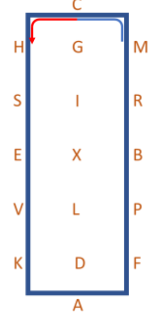
6. L - Half circle left 10m to P  
Just before B - Medium walk



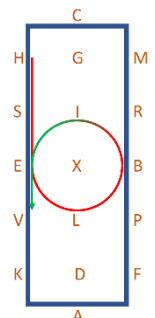
7. B-S - Change the rein in free walk on a long rein  
S-M - Change the rein in free walk on a long rein



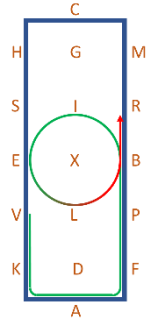
8. M - Medium walk  
C - Working trot



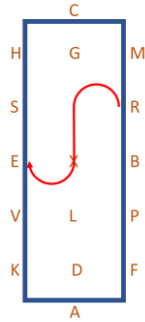
9. E - Circle left 20m diameter, on the 2<sup>nd</sup> half of the circle, working canter left



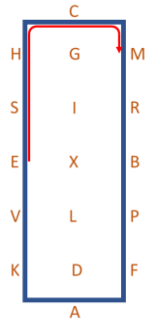
10. VAP - Working canter  
B - Circle left 20m diameter. On the 2<sup>nd</sup> half of the circle - working trot



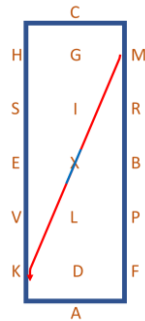
11. R – Half circle left 10m to I  
IX – Working trot  
X – Half circle right 10m to E



12. ESHCM – Working trot



13. MXK Change the rein in working trot – transition to walk for 1 horses length over X and proceed in working trot



14. A – Turn down the centre line  
G – Halt, Immobility, Salute

