

SAFETY INFORMATION

G-JACH

EMERGENCY INFORMATION

PASSENGER BRIEFING

The Pilot in Command will brief all passengers prior to take-off.

FASTEN SEAT BELTS

Please fasten your seat belt for take-off and landing. Insert latch into the buckle and adjust belt as necessary. We strongly recommend you keep your seat belt on for the entire duration of the flight.

To release belt, press red button on the buckle.

NO SMOKING

Smoking is not permitted onboard the aircraft.

MOBILE PHONES / ELECTRONIC DEVICES

All mobile phones should be put into Flight Safe Mode whilst the engine is running.

LIFE JACKETS

Life Jackets should be worn when flying over water. In the event of a ditching, do not inflate the Life Jacket until you are outside of the aircraft.

LIFE RAFT

In the event of the aircraft ditching, take the Life Raft outside the aircraft. Peel the webbing handle (identified by valise stencil "TO INFLATE PULL HANDLE") from its Velcro retaining strip.

It is recommended that at this time you loop the handle around your wrist so that after the raft inflates it will not get away from you with wind or wave action. Grasp the retaining/raft activation line firmly and pull out approximately 3 feet of slack lanyard until taught, then pull firmly until inflation occurs. The valise will open, and the buoyancy life raft will inflate.

FIRST AID KIT

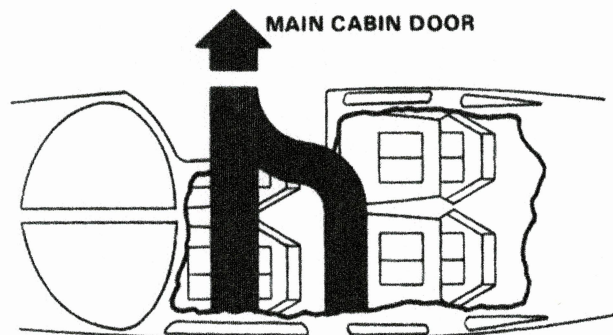
A First Aid Kit is located on the rear parcel shelf in the baggage hold.

FIRE EXTINGUISHER

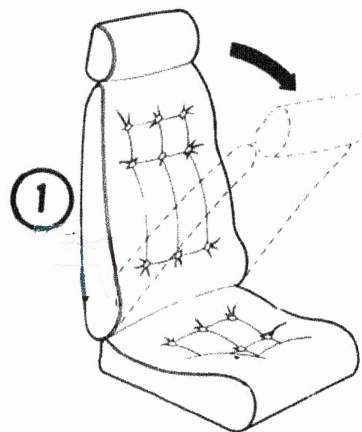
A Fire Extinguisher is located between/behind the pilot's seats on the floor.

EMERGENCY EXIT

Exit the aircraft through the Main Cabin Door, the same door you entered the aircraft.

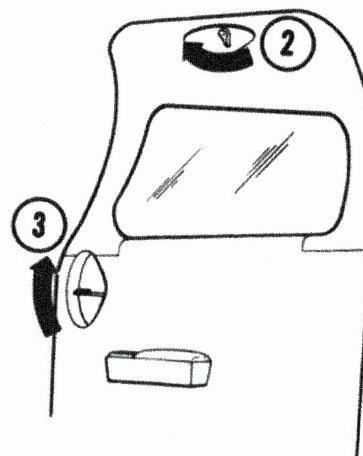


The seat backs of the front seats will push forward to ease the exit of passengers in the rear seats.



MAIN CABIN DOOR OPERATION

The main cabin door has two latches.



To open the main cabin door, twist the upper door latch (2) in a forward direction, and lift the lower latch (3) upwards. Then push door open.